# POLEN AMBIENTAL RESUMEN GRÁFICO

## ALICANTE

| L | M | X | J | V | S | D |
|---|---|---|---|---|---|---|
| 21 | 22 | 23 | 24 | 25 | 26 | 27 |

Abril

**2025**

SEMANA **17**

COLABORA LETIPharma desde 1919

## TIPOS POLÍNICOS PRINCIPALES

ÁRBOLES

*Cupres., Taxac.* (Cipreses, enebros)

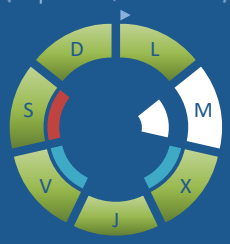


*Olea europaea* (Olivo)

*Platanus sp.* (Plátano de sombra)

HIERBAS

*Amaranthaceae* (Cenizos, salsolas)

*Poaceae* (Gramíneas)

*Urticaceae* (Ortigas, parietarias)

### NIVELES

- Nulos
- Bajos
- Medios
- Altos
- Sin datos

### LLUVIA

Litros/m³

- 0,1 a 1
- >1 a 5
- >5 a 20
- >20 a 50
- >50

- Día con valor mas alto
- Día con valor mas bajo (>0)

## VARIACIÓN RESPECTO A LA SEMANA ANTERIOR




## TIPOS POLÍNICOS PRINCIPALES EN PORCENTAJES

ÁRBOLES

*Cupres., Taxac.* (Cipreses, enebros)

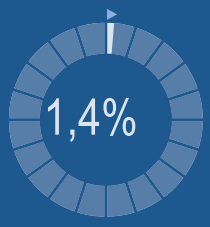


*Olea europaea* (Olivo)

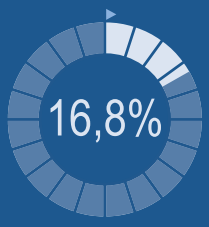


*Platanus sp.* (Plátano de sombra)

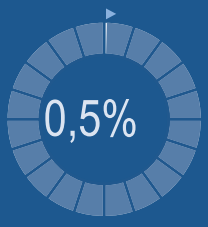


HIERBAS

*Amaranthaceae* (Cenizos, salsolas)

*Poaceae* (Gramíneas)

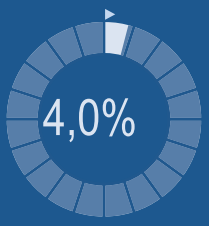


*Urticaceae* (Ortigas, parietarias)

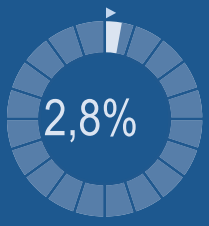


RESTO

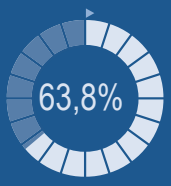


## METEOROLOGÍA

25,2 °C

10,7 °C

1 L/m²

PRIMAVERA

## PORCENTAJE DE POBLACIÓN SENSIBLE POTENCIALMENTE AFECTADA*

*(Se considera el día con el valor más alto de la semana)

In. = Inapreciable

## POLEN TOTAL

**2127** Granos/m³

| SEMANA ANTERIOR | VARIACIÓN SEMANAL |
|---|---|
| 905 | +1222 |

CAPTADOR: Burkard Spore Trap

INFORME: Javier Suárez

# CONCENTRACIONES DE POLEN EN EL AMBIENTE

| AÑO | SEMANA | PUNTO DE MUESTREO | COLABORA | TOTAL |
|---|---|---|---|---|
| 2025 | 17 | ALICANTE | LETIPharma desde 1919 | 2127 grn/m³ |

ESTACIÓN: >>PRIMAVERA<<  VERANO  OTOÑO  INVIERNO

| | TIPO POLÍNICO | LUNES 21-abr. | MARTES 22-abr. | MIÉRCOLES 23-abr. | JUEVES 24-abr. | VIERNES 25-abr. | SÁBADO 26-abr. | DOMINGO 27-abr. | TOTAL SEMANA |
|---|---|---|---|---|---|---|---|---|---|
| PRINCIPALES TIPOS POLÍNICOS | *Amaranthaceae* (Cenizo, salsola) | 28 | 25 | 9 | 55 | 27 | 68 | 16 | 228 |
| | *Cupres./Taxac.* (Ciprés, enebro) | 3 | | 2 | 4 | 2 | 12 | 6 | 29 |
| | *Olea* (Olivo) | 17 | 37 | 17 | 57 | 28 | 148 | 53 | 357 |
| | *Platanus* (Plátano de sombra) | 3 | 2 | 1 | 2 | 2 | | | 10 |
| | *Poaceae* (Gramíneas) | 6 | 14 | 7 | 14 | 12 | 28 | 5 | 86 |
| | *Urticaceae* (Ortiga, parietaria) | 13 | 9 | 2 | 9 | 11 | 10 | 6 | 60 |
| OTROS TIPOS POLÍNICOS | *Betula* (Abedul) | 1 | | | 2 | | | 1 | |
| | *Mercurialis* (Mercurial) | 1 | 1 | | | 1 | | 1 | |
| | *Moraceae* (Morera del papel) | 1 | | 1 | | 3 | | | |
| | *Morus* (Morera) | 24 | 17 | 5 | 16 | 19 | 10 | 1 | |
| | *Palmae* (Palmeras) | 14 | 48 | 3 | 23 | 33 | 37 | 12 | |
| | *Pinaceae* (Pinos, cedros) | 1 | 3 | 6 | 15 | 3 | 24 | 18 | |
| | *Plantago* (Llantén) | 8 | 7 | 2 | 9 | 7 | 51 | 9 | |
| | *Quercus* (Encina, alcornoque) | 77 | 31 | 1 | 19 | 13 | 445 | 250 | |
| | *Rumex* (Acedera) | 1 | | | 1 | | 8 | 1 | |
| | *Urtica membranacea* | | 3 | 1 | 1 | 9 | 2 | | |
| | OTROS | 8 | 4 | 1 | 6 | 7 | 14 | 16 | |
| | **SUMA** | **206** | **201** | **58** | **233** | **177** | **857** | **395** | |

Datos en granos/m³ de aire

Niveles de polen: altos, medios, bajos, nulos

| | | | | | | | | | |
|---|---|---|---|---|---|---|---|---|---|
| ESPORAS | **Alternaria** | 5 | 1 | 3 | 13 | 8 | 14 | 8 | |

Datos en esporas/m³ de aire

Responsable análisis: Javier Suárez

Situación captador: Hospital General Universitario de Alicante

METEO

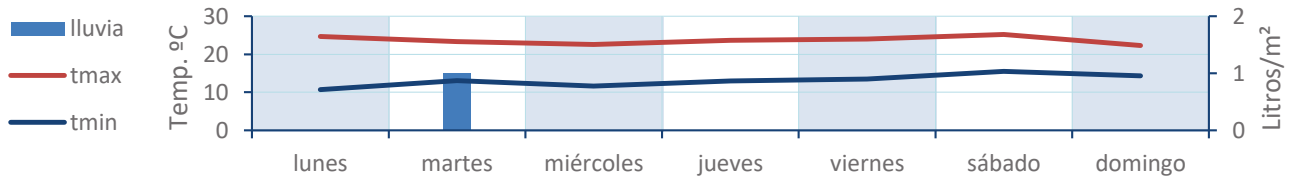

# REPRESENTACIÓN GRÁFICA

| AÑO | SEMANA | PUNTO DE MUESTREO | COLABORA | TOTAL |
|---|---|---|---|---|
| 2025 | 17 | ALICANTE | LETIPharma desde 1919 | 2127 grn/m³ |

## POLEN

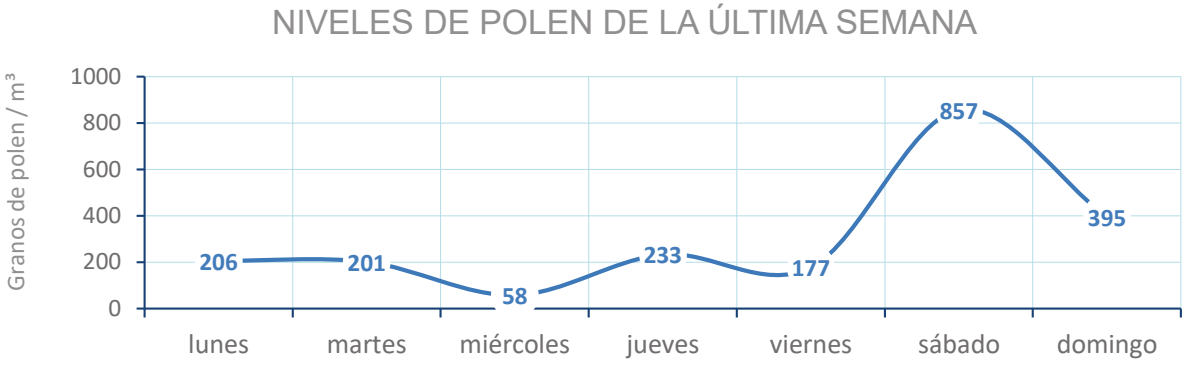


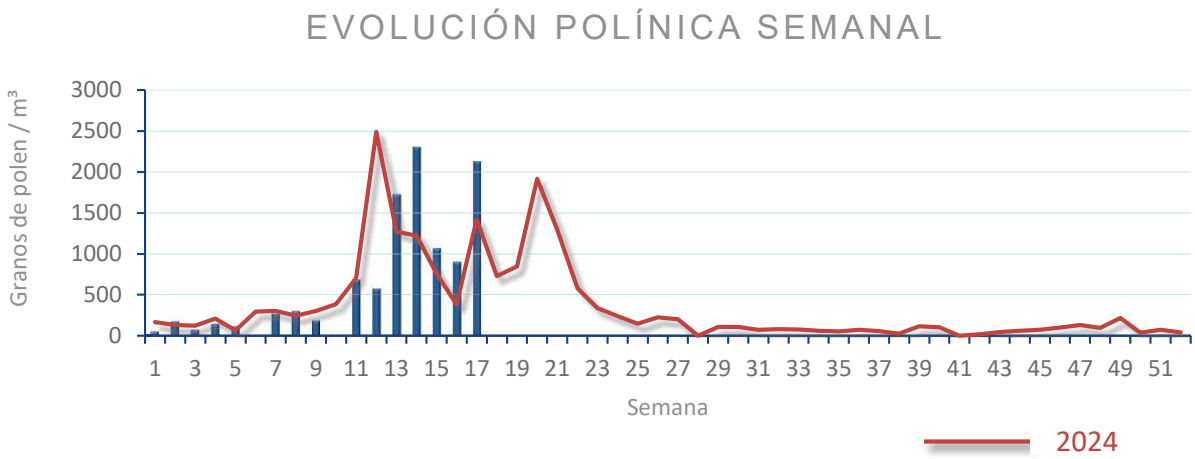


## ALTERNARIA

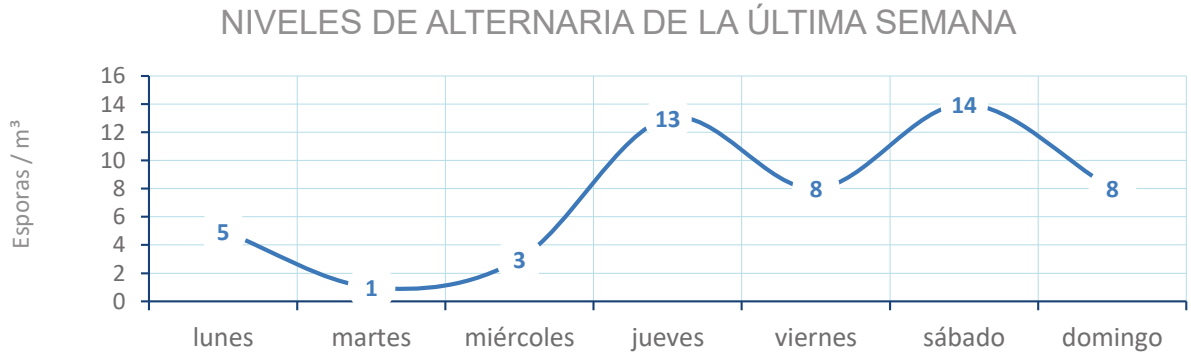


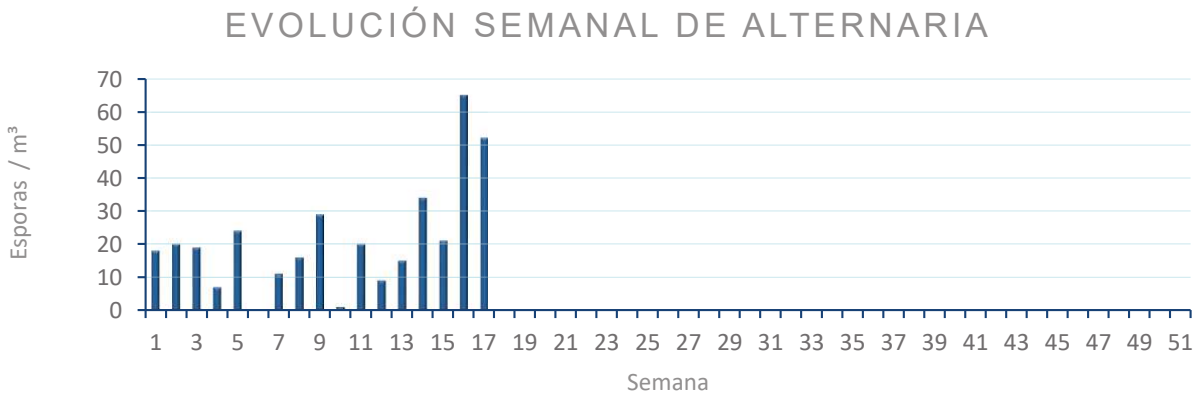

# COMPARACIÓN RESPECTO AL AÑO 2024

| AÑO | SEMANA | PUNTO DE MUESTREO | COLABORA | AÑOS |
|---|---|---|---|---|
| 2025 | 17 | ALICANTE | LETIPharma desde 1919 | 2024 2025 |

| TIPOS | EVOLUCIÓN SEMANAL | DATOS AGRUPADOS |
|---|---|---|

## *Amaranthaceae* (Cenizo, salsola)

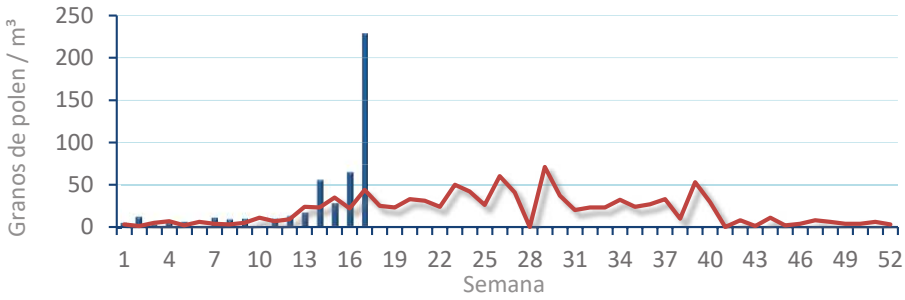


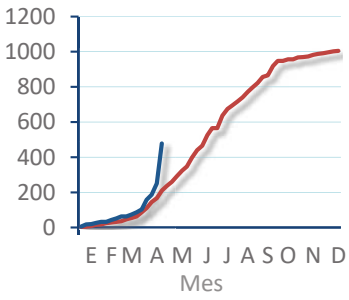


## *Cupres. / Taxac.* (Ciprés, enebro)

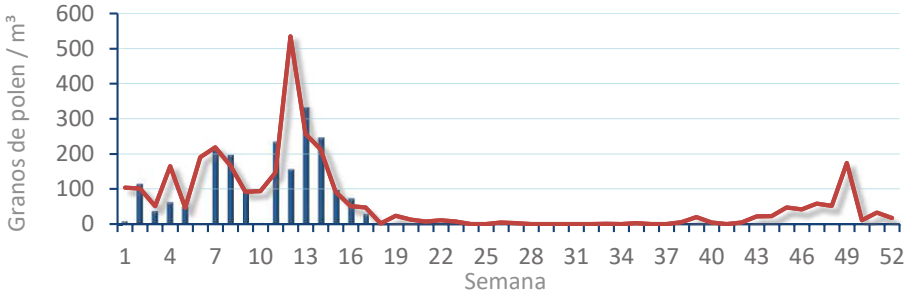


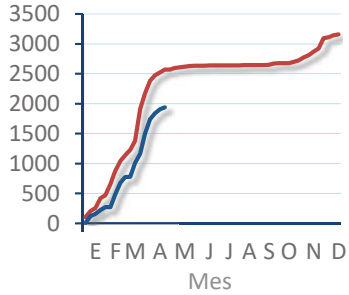


## *Olea europaea* (Olivo)

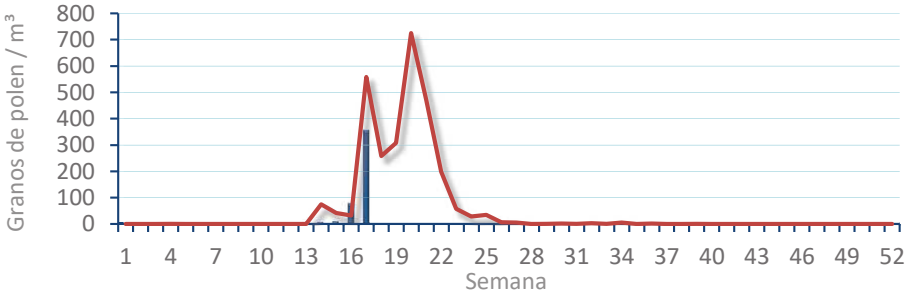


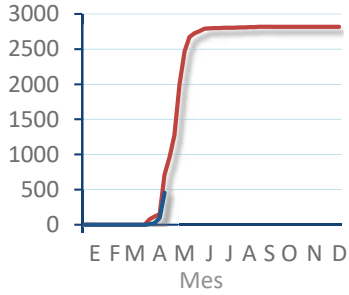


## *Platanus* sp. (Plátano de sombra)

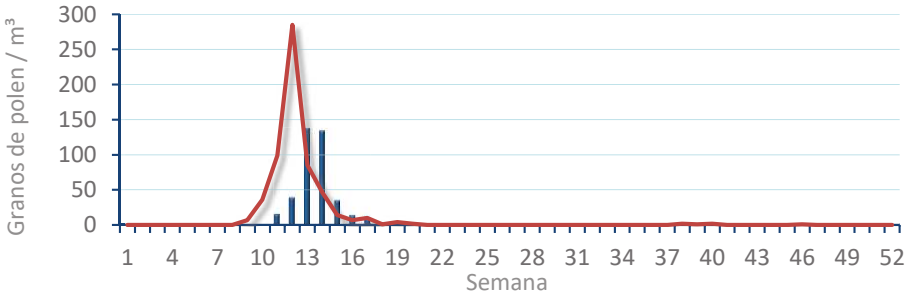


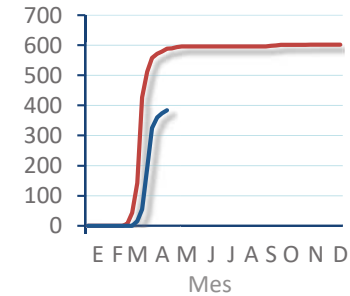


## *Poaceae* (Gramíneas)

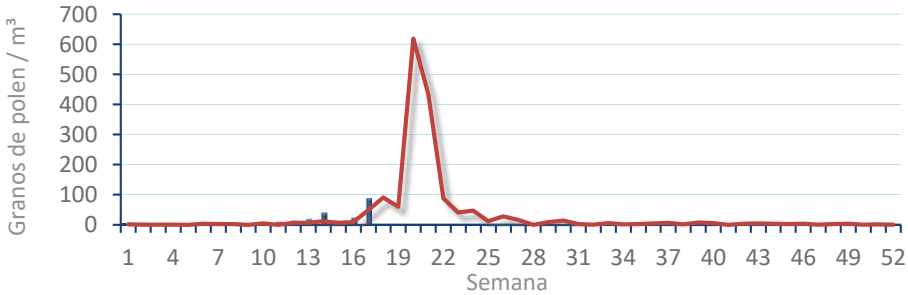


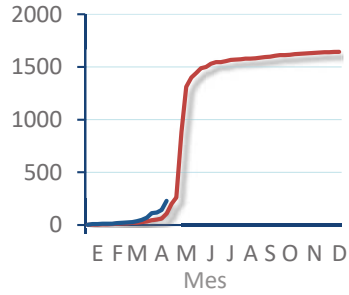


## *Urticaceae* (Ortigas, parietarias)

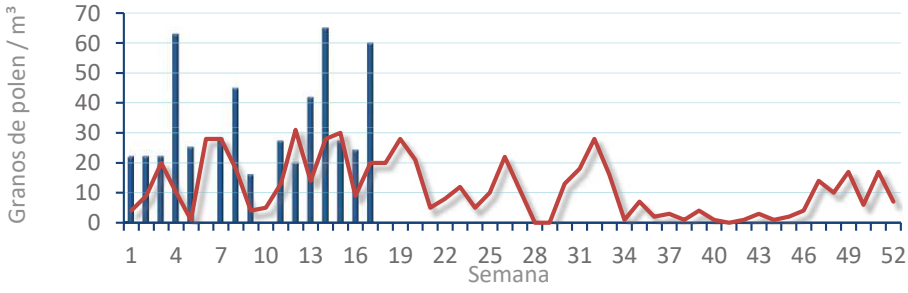


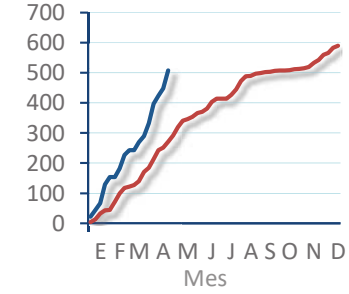

# POLEN AMBIENTAL RESUMEN GRÁFICO

## PEGO

| L | M | X | J | V | S | D |
|---|---|---|---|---|---|---|
| 21 | 22 | 23 | 24 | 25 | 26 | 27 |

Abril

**2025**

## SEMANA 17

COLABORA LETIPharma desde 1919

## TIPOS POLÍNICOS PRINCIPALES

ÁRBOLES

*Cupres., Taxac.* (Cipreses, enebros)

*Olea europaea* (Olivo)

*Platanus sp.* (Plátano de sombra)

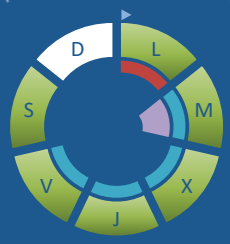


HIERBAS

*Amaranthaceae* (Cenizos, salsolas)

*Poaceae* (Gramíneas)

*Urticaceae* (Ortigas, parietarias)

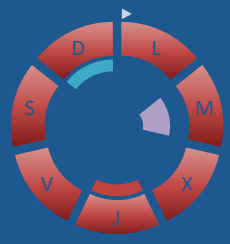


### NIVELES

- Nulos
- Bajos
- Medios
- Altos
- Sin datos

### LLUVIA

Litros/m³

- 0,1 a 1
- >1 a 5
- >5 a 20
- >20 a 50
- >50

- Día con valor mas alto
- Día con valor mas bajo (>0)

## VARIACIÓN RESPECTO A LA SEMANA ANTERIOR




## TIPOS POLÍNICOS PRINCIPALES EN PORCENTAJES

RESTO

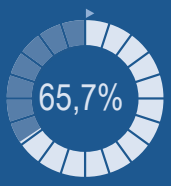


ÁRBOLES

*Cupres., Taxac.* (Cipreses, enebros)

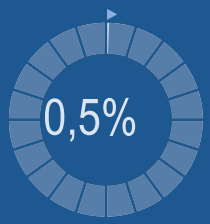


*Olea europaea* (Olivo)

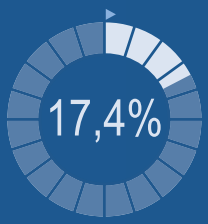


*Platanus sp.* (Plátano de sombra)

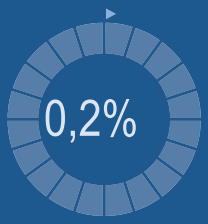


HIERBAS

*Amaranthaceae* (Cenizos, salsolas)

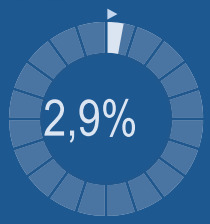


*Poaceae* (Gramíneas)

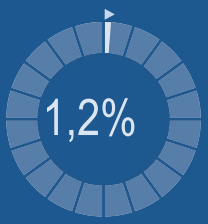


*Urticaceae* (Ortigas, parietarias)

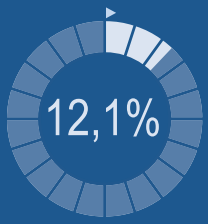


## METEOROLOGÍA

26,6 °C

12,7 °C

2,4 L/m²

PRIMAVERA

## PORCENTAJE DE POBLACIÓN SENSIBLE POTENCIALMENTE AFECTADA*

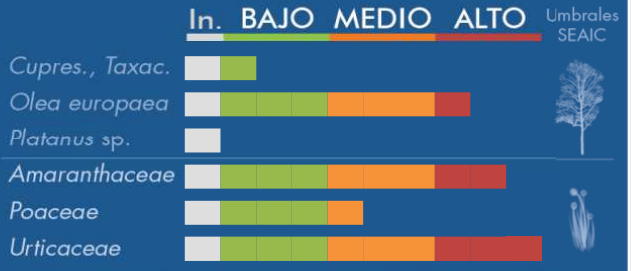


*(Se considera el día con el valor más alto de la semana)

In. = Inapreciable

## POLEN TOTAL

**4073** Granos/m³

| SEMANA ANTERIOR | VARIACIÓN SEMANAL |
|---|---|
| 3701 | +372 |

CAPTADOR: Burkard Spore Trap

INFORME: Javier Suárez

# CONCENTRACIONES DE POLEN EN EL AMBIENTE

| AÑO | SEMANA | PUNTO DE MUESTREO | COLABORA | TOTAL |
|---|---|---|---|---|
| 2025 | 17 | PEGO | LETIPharma desde 1919 | 4073 grn/m³ |

ESTACIÓN >>PRIMAVERA<< VERANO OTOÑO INVIERNO

| | TIPO POLÍNICO | LUNES 21-abr. | MARTES 22-abr. | MIÉRCOLES 23-abr. | JUEVES 24-abr. | VIERNES 25-abr. | SÁBADO 26-abr. | DOMINGO 27-abr. | TOTAL SEMANA |
|---|---|---|---|---|---|---|---|---|---|
| PRINCIPALES TIPOS POLÍNICOS | *Amaranthaceae* (Cenizo, salsola) | 19 | 41 | 2 | 24 | 14 | 13 | 5 | 118 |
| | *Cupres./Taxac.* (Ciprés, enebro) | | 2 | | 7 | 4 | 2 | 6 | 21 |
| | *Olea* (Olivo) | 61 | 102 | 49 | 119 | 214 | 97 | 66 | 708 |
| | *Platanus* (Plátano de sombra) | 3 | 1 | 1 | 1 | 1 | 2 | | 9 |
| | *Poaceae* (Gramíneas) | 9 | 8 | 1 | 13 | 5 | 11 | 3 | 50 |
| | *Urticaceae* (Ortiga, parietaria) | 82 | 83 | 57 | 97 | 71 | 59 | 43 | 492 |
| OTROS TIPOS POLÍNICOS | *Artemisia* (Artemisa) | | | | | | | 1 | |
| | *Betula* (Abedul) | | | | 3 | | 5 | 3 | |
| | *Moraceae* (Morera del papel) | 92 | 25 | 8 | 23 | 3 | 5 | 7 | |
| | *Morus* (Morera) | 20 | 21 | 9 | 14 | 13 | 11 | 2 | |
| | *Palmae* (Palmeras) | 6 | 10 | 13 | 17 | 13 | 12 | 4 | |
| | *Pinaceae* (Pinos, cedros) | 7 | 14 | 8 | 22 | 18 | 11 | 11 | |
| | *Pistacia* (Lentisco) | 2 | 2 | 3 | 3 | | 6 | | |
| | *Plantago* (Llantén) | 11 | 7 | 11 | 9 | 20 | 35 | 19 | |
| | *Quercus* (Encina, alcornoque) | 193 | 156 | 91 | 251 | 236 | 617 | 330 | |
| | *Urtica membranacea* | 27 | 19 | 19 | 32 | 27 | 21 | 17 | |
| | OTROS | 10 | 12 | 7 | 10 | 11 | 19 | 11 | |
| | **SUMA** | **542** | **503** | **279** | **645** | **650** | **926** | **528** | |

Niveles de polen: altos, medios, bajos, nulos

Datos en granos/m³ de aire

| | | | | | | | | | |
|---|---|---|---|---|---|---|---|---|---|
| ESPORAS | **Alternaria** | 4 | 9 | 13 | 54 | 31 | 26 | 10 | |

Datos en esporas/m³ de aire

Responsable análisis: Javier Suárez
Situación captador: Colegio San Antonio

METEO

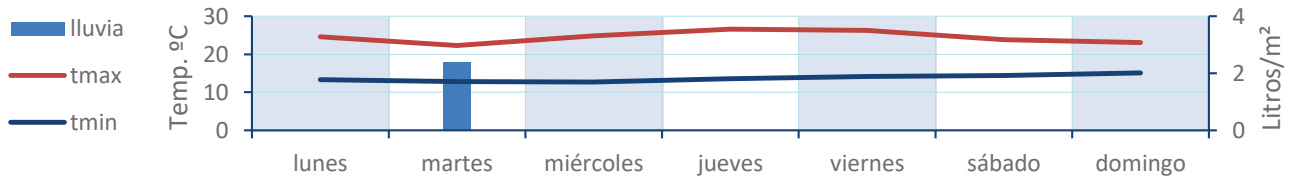

# REPRESENTACIÓN GRÁFICA

| AÑO | SEMANA | PUNTO DE MUESTREO | COLABORA | TOTAL |
|---|---|---|---|---|
| 2025 | 17 | PEGO | LETIPharma desde 1919 | 4073 grn/m³ |

## POLEN

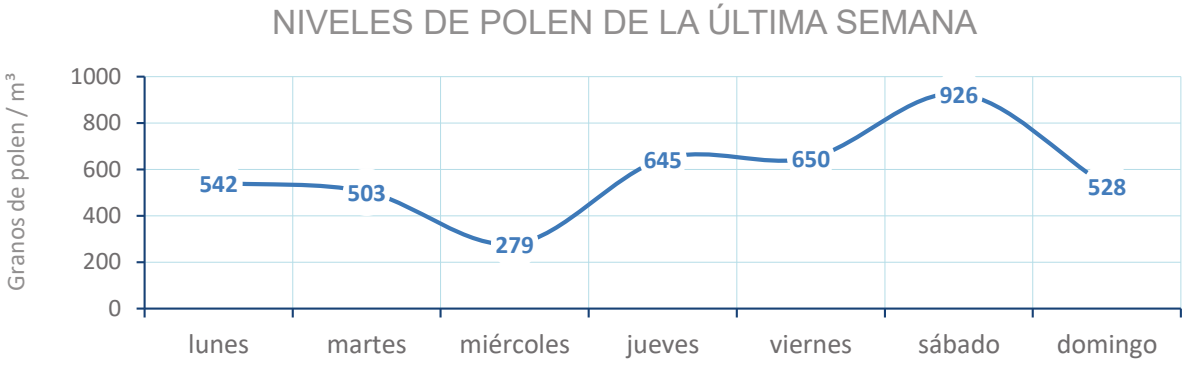


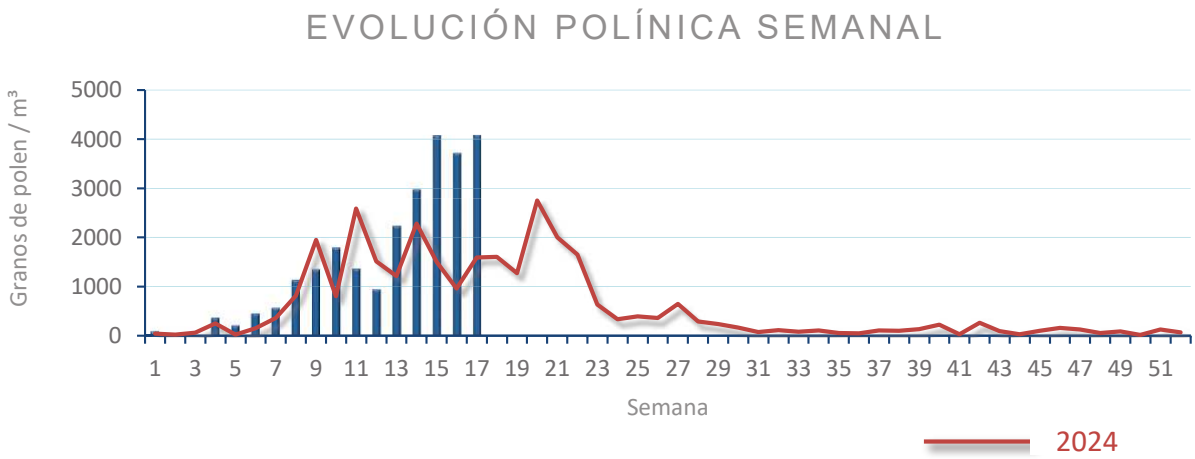


## ALTERNARIA

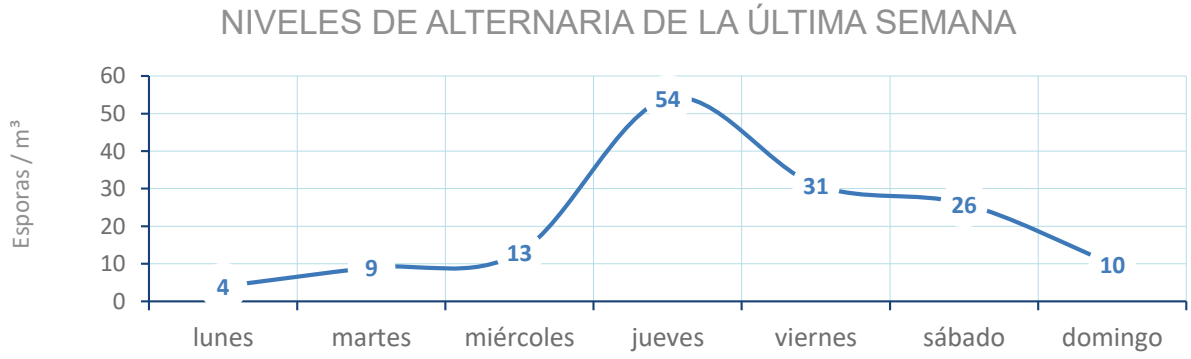


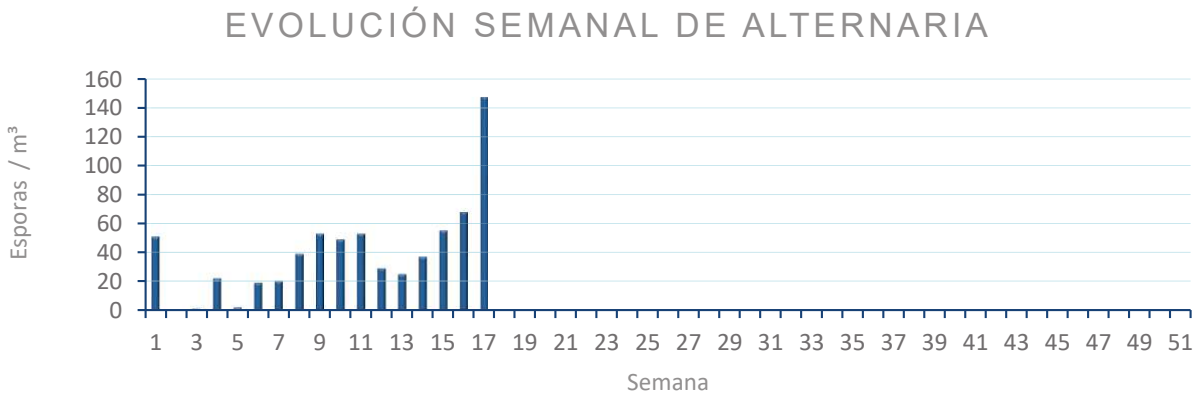

# COMPARACIÓN RESPECTO AL AÑO 2024

| AÑO | SEMANA | PUNTO DE MUESTREO | COLABORA | AÑOS |
|---|---|---|---|---|
| 2025 | 17 | PEGO | LETIPharma desde 1919 | 2024 2025 |

| TIPOS | EVOLUCIÓN SEMANAL | DATOS AGRUPADOS |
|---|---|---|

## *Amaranthaceae* (Cenizo, salsola)

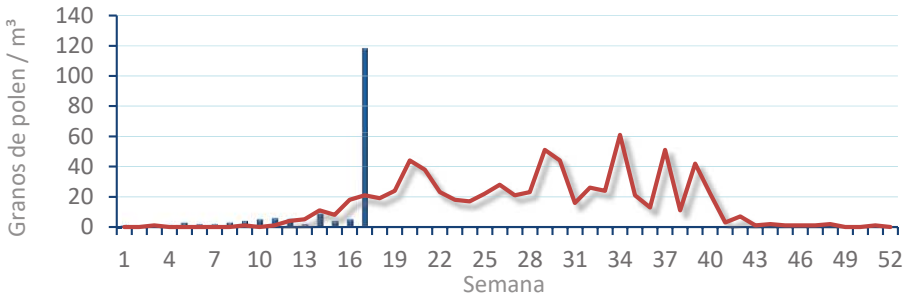


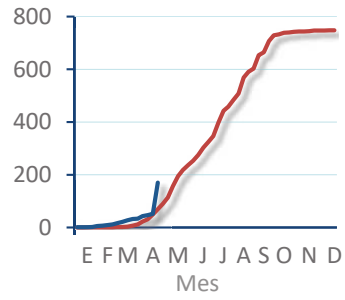


## *Cupres. / Taxac.* (Ciprés, enebro)

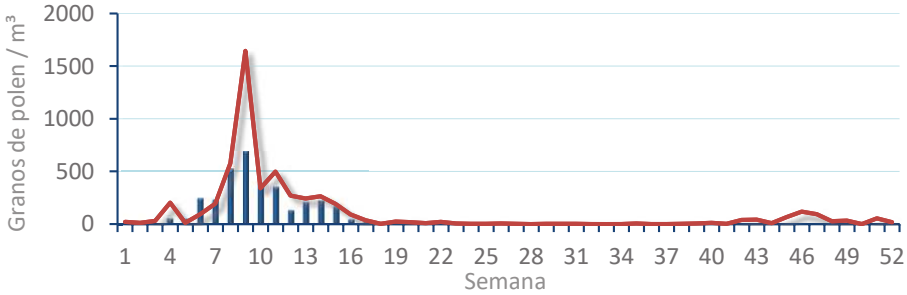


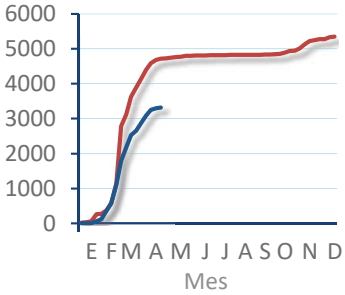


## *Olea europaea* (Olivo)

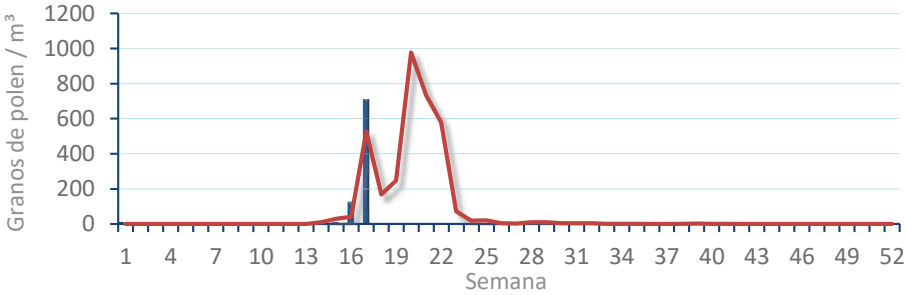


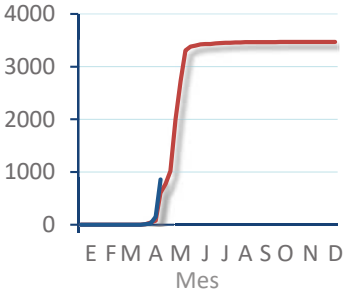


## *Platanus* sp. (Plátano de sombra)

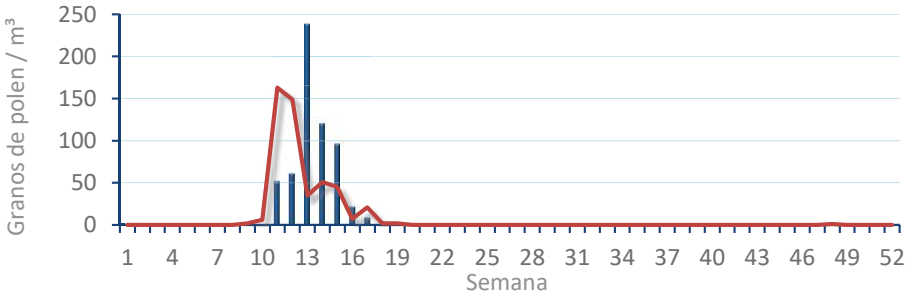


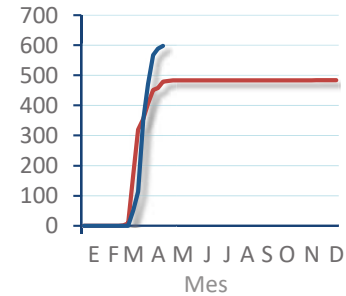


## *Poaceae* (Gramíneas)

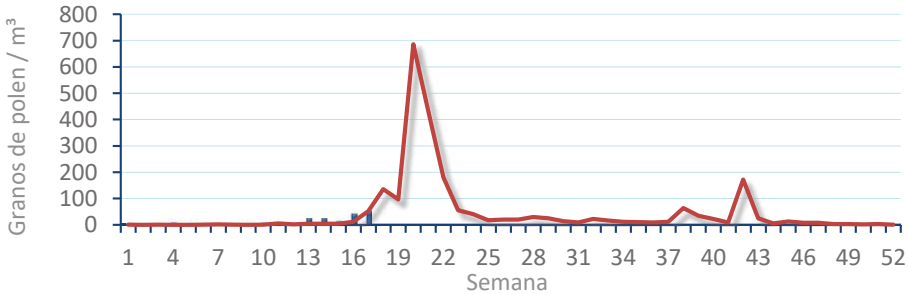


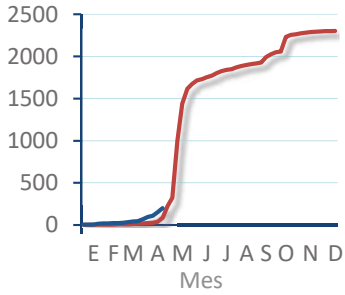


## *Urticaceae* (Ortigas, parietarias)

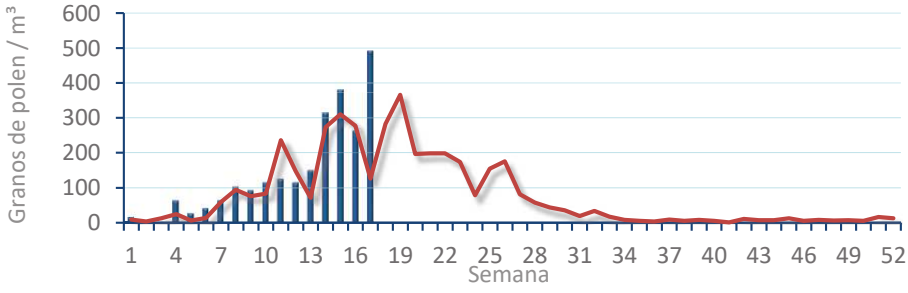


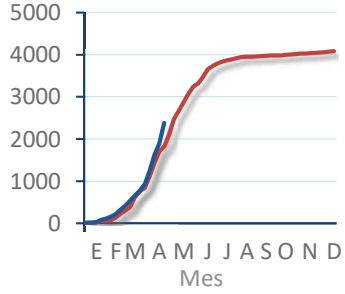

# POLEN AMBIENTAL RESUMEN GRÁFICO

# VALENCIA

| L | M | X | J | V | S | D |
|---|---|---|---|---|---|---|
| 21 | 22 | 23 | 24 | 25 | 26 | 27 |

Abril

**2025**

SEMANA **17**

COLABORA LETIPharma desde 1919

## TIPOS POLÍNICOS PRINCIPALES

ÁRBOLES

*Cupres., Taxac.* (Cipreses, enebros)

*Olea europaea* (Olivo)

*Platanus sp.* (Plátano de sombra)

HIERBAS

*Amaranthaceae* (Cenizos, salsolas)

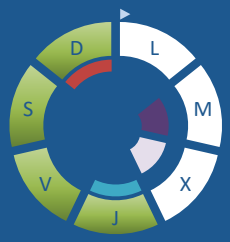


*Poaceae* (Gramíneas)

*Urticaceae* (Ortigas, parietarias)

### NIVELES

- Nulos
- Bajos
- Medios
- Altos
- Sin datos
- Día con valor mas alto
- Día con valor mas bajo (>0)

### LLUVIA

Litros/m³

- 0,1 a 1
- >1 a 5
- >5 a 20
- >20 a 50
- >50

## VARIACIÓN RESPECTO A LA SEMANA ANTERIOR

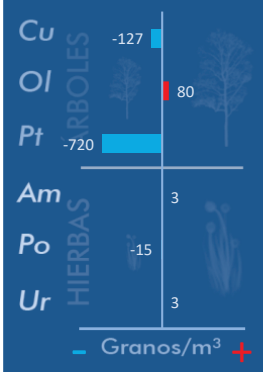


## TIPOS POLÍNICOS PRINCIPALES EN PORCENTAJES

RESTO

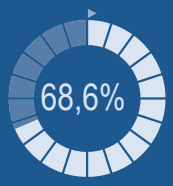


ÁRBOLES

*Cupres., Taxac.* (Cipreses, enebros)

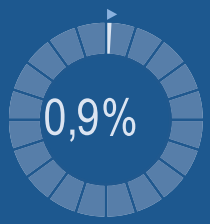


*Olea europaea* (Olivo)

*Platanus sp.* (Plátano de sombra)

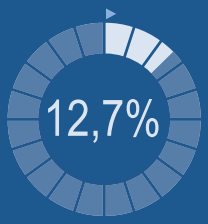


HIERBAS

*Amaranthaceae* (Cenizos, salsolas)

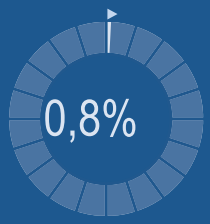


*Poaceae* (Gramíneas)

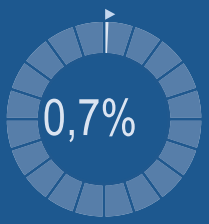


*Urticaceae* (Ortigas, parietarias)

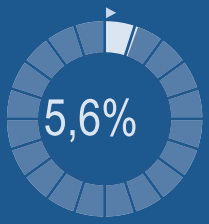


## METEOROLOGÍA

24,2 °C

11,6 °C

7,8 L/m²

PRIMAVERA

## PORCENTAJE DE POBLACIÓN SENSIBLE POTENCIALMENTE AFECTADA*

*(Se considera el día con el valor más alto de la semana)

In. = Inapreciable

## POLEN TOTAL

**1508** Granos/m³

| SEMANA ANTERIOR | VARIACIÓN SEMANAL |
|---|---|
| 2653 | -1145 |

CAPTADOR: Burkard Spore Trap

INFORME: Javier Suárez

# CONCENTRACIONES DE POLEN EN EL AMBIENTE

| AÑO | SEMANA | PUNTO DE MUESTREO | COLABORA | TOTAL |
|---|---|---|---|---|
| 2025 | 17 | VALENCIA | LETIPharma desde 1919 | 1508 grn/m³ |

ESTACIÓN: >>PRIMAVERA<< | >>VERANO<< | OTOÑO | INVIERNO

| | TIPO POLÍNICO | LUNES 21-abr. | MARTES 22-abr. | MIÉRCOLES 23-abr. | JUEVES 24-abr. | VIERNES 25-abr. | SÁBADO 26-abr. | DOMINGO 27-abr. | TOTAL SEMANA |
|---|---|---|---|---|---|---|---|---|---|
| PRINCIPALES TIPOS POLÍNICOS | *Amaranthaceae* (Cenizo, salsola) | | | | 1 | 4 | 2 | 5 | 12 |
| | *Cupres./Taxac.* (Ciprés, enebro) | 1 | 1 | 3 | 3 | 2 | 1 | 3 | 14 |
| | *Olea* (Olivo) | 21 | 17 | 17 | 20 | 31 | 14 | 41 | 161 |
| | *Platanus* (Plátano de sombra) | 58 | 20 | 36 | 28 | 14 | 17 | 18 | 191 |
| | *Poaceae* (Gramíneas) | | | 1 | 2 | 5 | | 3 | 11 |
| | *Urticaceae* (Ortiga, parietaria) | 10 | 7 | 14 | 14 | 13 | 7 | 19 | 84 |
| OTROS TIPOS POLÍNICOS | *Betula* (Abedul) | | | | 2 | | 2 | | |
| | *Fraxinus* (Fresno) | | | | | | 6 | | |
| | *Morus* (Morera) | 24 | 8 | 9 | 14 | 11 | 12 | 3 | |
| | *Palmae* (Palmeras) | 5 | 4 | 3 | 6 | 6 | 6 | 11 | |
| | *Pinaceae* (Pinos, cedros) | 5 | 2 | 12 | 18 | 14 | 11 | 19 | |
| | *Plantago* (Llantén) | 9 | 3 | 4 | 2 | 9 | 9 | 3 | |
| | *Quercus* (Encina, alcornoque) | 34 | 17 | 32 | 78 | 61 | 321 | 177 | |
| | *Rumex* (Acedera) | 1 | | | | | | 2 | |
| | *Salix* (Sauce) | 1 | | | | | 1 | | |
| | *Urtica membranacea* | 1 | 2 | | 1 | 2 | | 1 | |
| | OTROS | 5 | 5 | 9 | 7 | 9 | 9 | 7 | |
| | **SUMA** | **175** | **86** | **140** | **196** | **181** | **418** | **312** | |

Datos en granos/m³ de aire

Niveles de polen: altos, medios, bajos, nulos

| ESPORAS | | | | | | | | | |
|---|---|---|---|---|---|---|---|---|---|
| | **Alternaria** | 5 | 0 | 14 | 19 | 11 | 5 | 12 | |

Datos en esporas/m³ de aire

Responsable análisis: Javier Suárez
Situación captador: Hospital Clínico de Valencia

## METEO

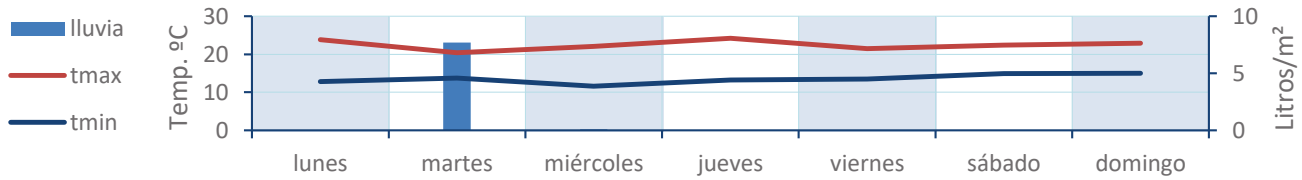

# REPRESENTACIÓN GRÁFICA

| AÑO | SEMANA | PUNTO DE MUESTREO | COLABORA | TOTAL |
|---|---|---|---|---|
| 2025 | 17 | VALENCIA | LETIPharma desde 1919 | 1508 grn/m³ |

## POLEN

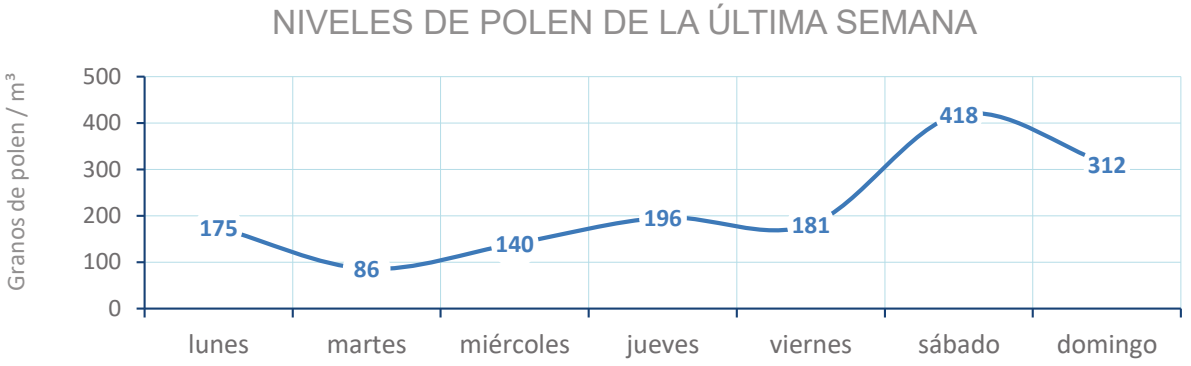


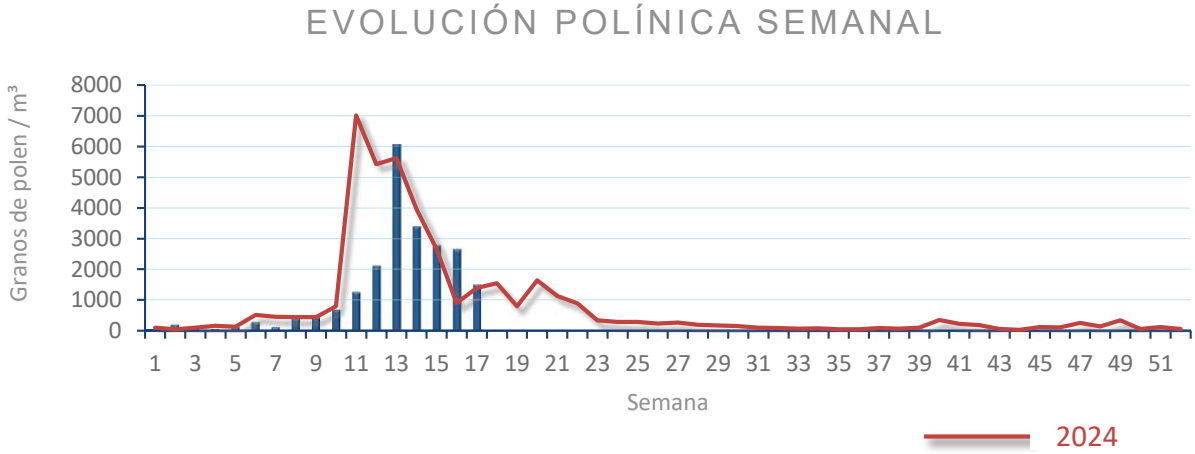


## ALTERNARIA

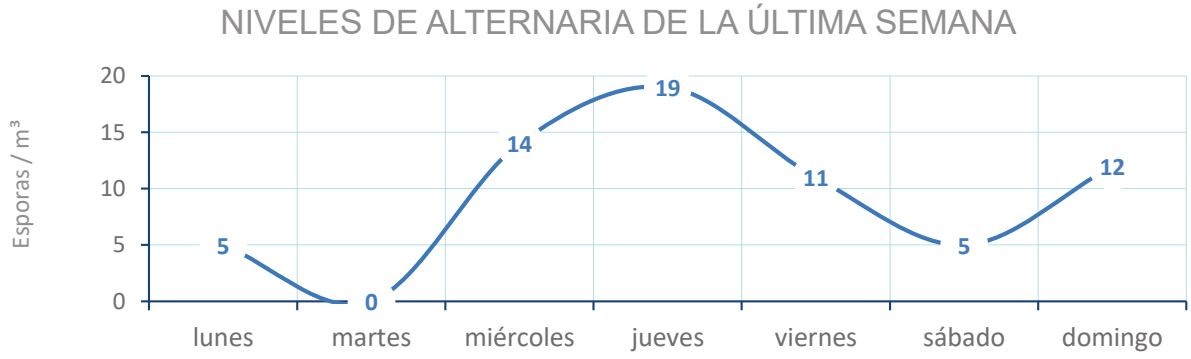


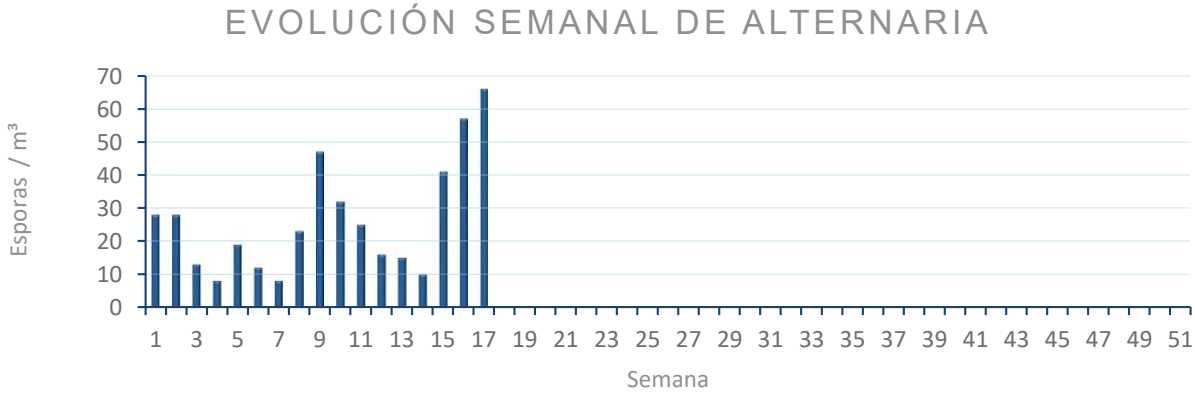

# COMPARACIÓN RESPECTO AL AÑO 2024

| AÑO | SEMANA | PUNTO DE MUESTREO | COLABORA | AÑOS |
|---|---|---|---|---|
| 2025 | 17 | VALENCIA | LETIPharma desde 1919 | 2024 2025 |

| TIPOS | EVOLUCIÓN SEMANAL | DATOS AGRUPADOS |
|---|---|---|

## *Amaranthaceae* (Cenizo, salsola)

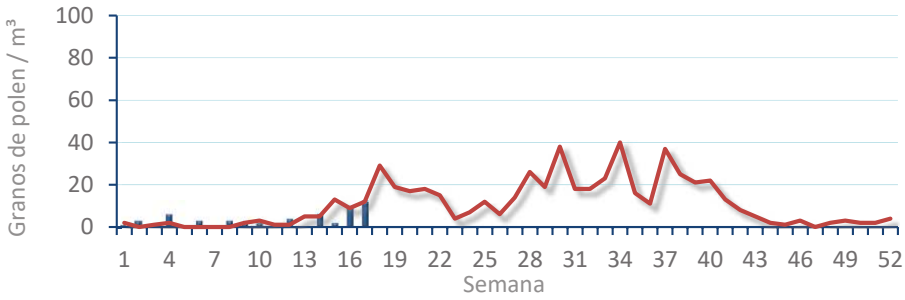


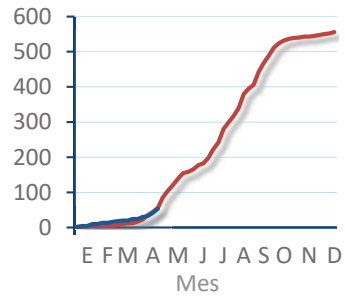


## *Cupres. / Taxac.* (Ciprés, enebro)

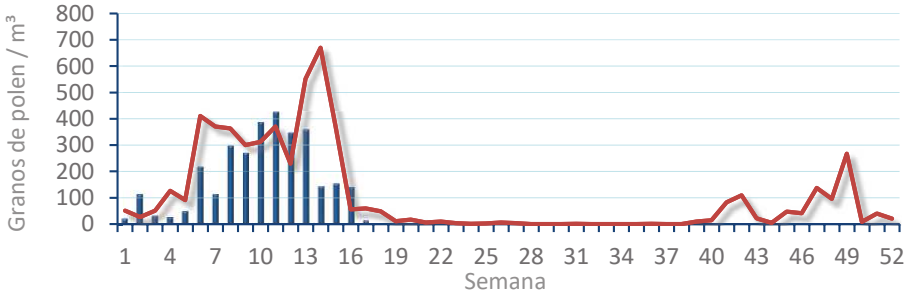


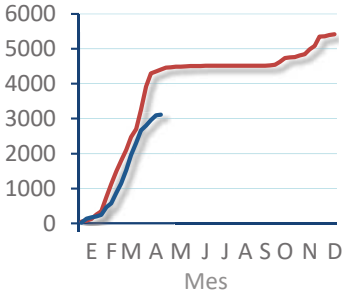


## *Olea europaea* (Olivo)

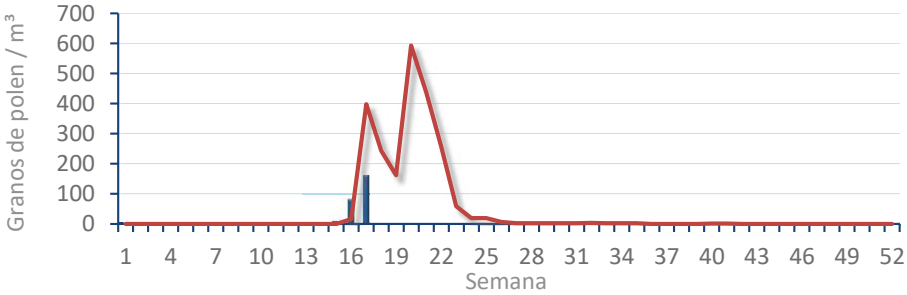


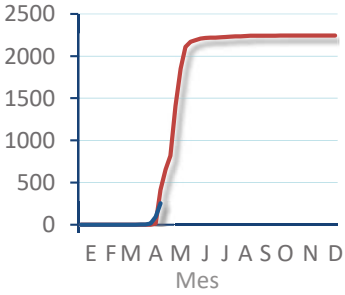


## *Platanus* sp. (Plátano de sombra)

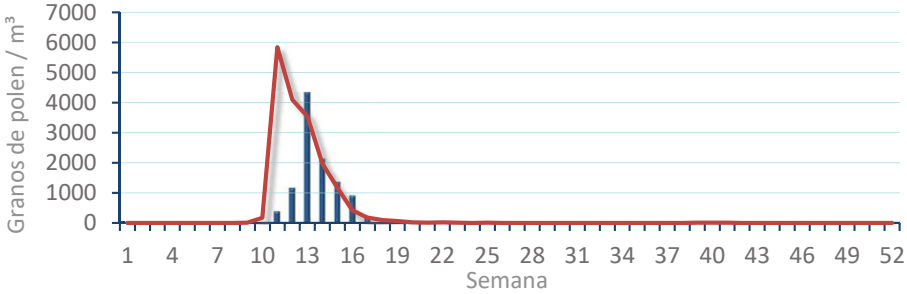


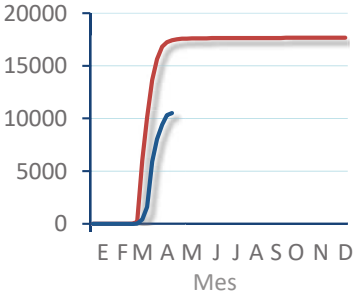


## *Poaceae* (Gramíneas)

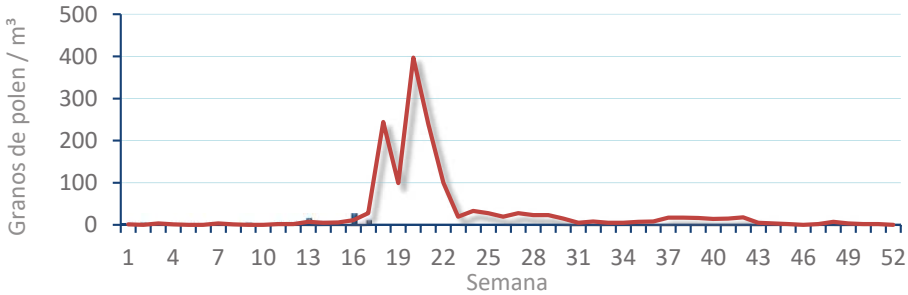


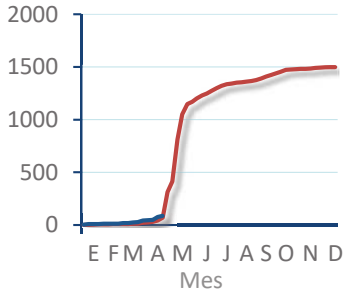

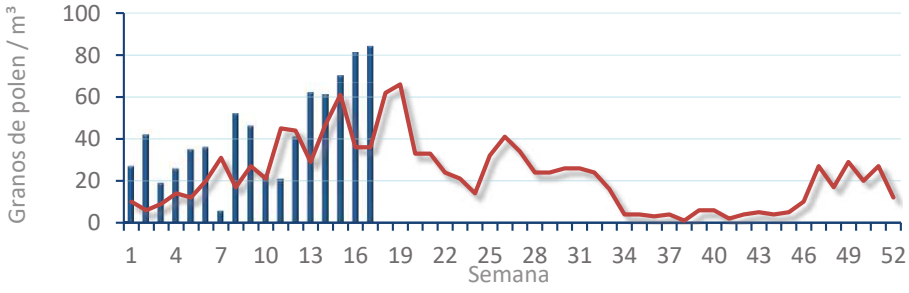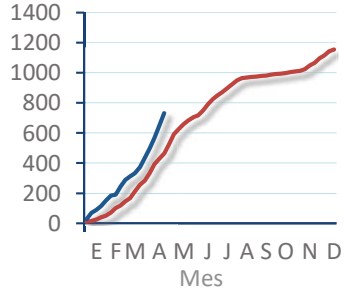
## *Urticaceae* (Ortigas, parietarias)