CONCENTRACIONES DE POLEN EN EL AMBIENTE

AÑO	SEMANA	PUNTO DE MUESTREO	COLABORA	TOTAL
2019	41	ALICANTE	LETI	266 grn/m³

ESTACIÓN: PRIMAVERA — VERANO — >>OTOÑO<< — INVIERNO

	TIPO POLÍNICO	LUNES 7-oct.	MARTES 8-oct.	MIÉRCOLES 9-oct.	JUEVES 10-oct.	VIERNES 11-oct.	SÁBADO 12-oct.	DOMINGO 13-oct.	TOTAL SEMANA
PRINCIPALES TIPOS POLÍNICOS	*Amaranthaceae* **(Cenizo, salsola)**	5	2	2	3	2	2	4	**20**
	Cupres./Taxac. **(Ciprés, enebro)**	31	14	12	10	20	2	70	**159**
	Olea **(Olivo)**	–	–	–	–	–	–	–	**0**
	Platanus **(Plátano de sombra)**	–	–	–	–	–	–	–	**0**
	Poaceae **(Gramíneas)**	3	2	–	–	6	4	1	**16**
	Urticaceae **(Ortiga, parietaria)**	3	1	–	–	–	–	–	**4**
OTROS TIPOS POLÍNICOS	*Apiaceae* **(Umbelífera)**							1	
	Artemisia **(Artemisa)**	1	1	1			1	1	
	Casuarina **(Pino de Australia)**		1						
	Ceratonia **(Algarrobo)**	1		4	1	3	1	4	
	Cyperaceae **(Juncia, lastán)**	1		1					
	Ericaceae **(Brezo)**	1							
	Myrtaceae **(Eucalipto, mirto)**	1				2			
	Palmae **(Palmeras)**	3	6	4	3	3	1	6	
	Pinaceae **(Pinos, cedros)**							1	
	Quercus **(Encina, alcornoque)**			3					
	OTROS	2	2	3		1		2	
	SUMA	**52**	**29**	**30**	**17**	**37**	**11**	**90**	

Umbrales de polen SEAIC: altos, medios, bajos, nulos

Datos en granos/m³ de aire

ESPORAS	**Alternaria**	46	13	17	8	12	19	23	

Datos en esporas/m³ de aire

Responsable análisis: Javier Suárez

Situación captador: Hospital General Universitario de Alicante

METEO

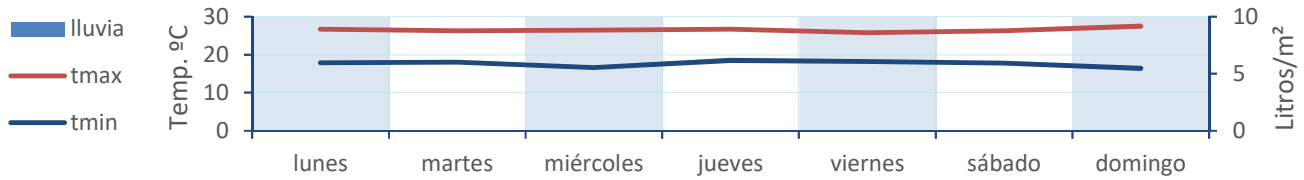

REPRESENTACIÓN GRÁFICA

AÑO	SEMANA	PUNTO DE MUESTREO	COLABORA	TOTAL
2019	41	ALICANTE	LETI	266 grn/m³

POLEN

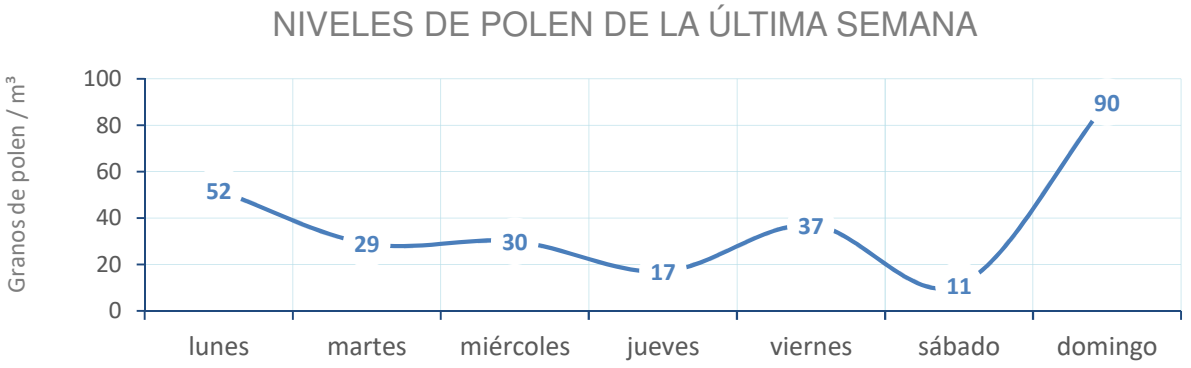

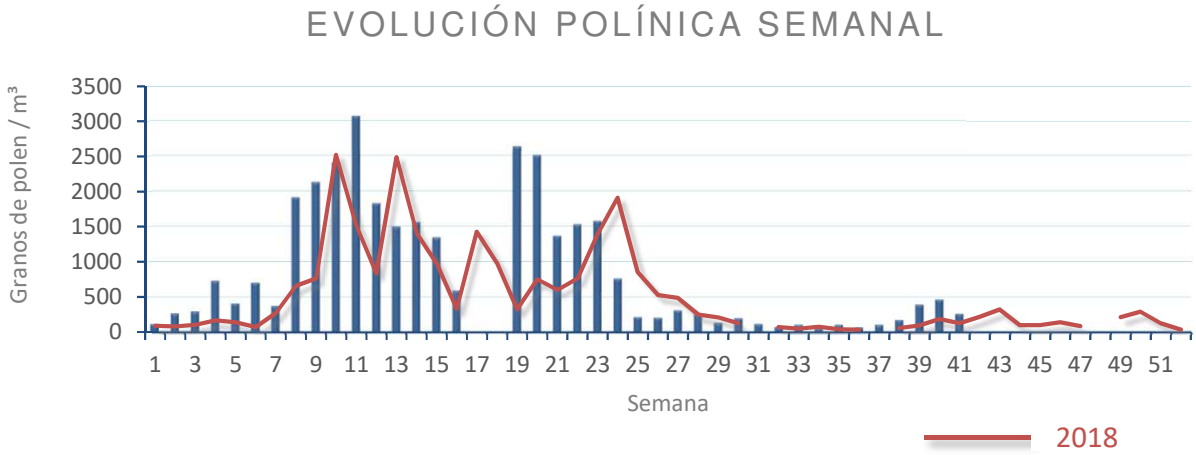

ALTERNARIA

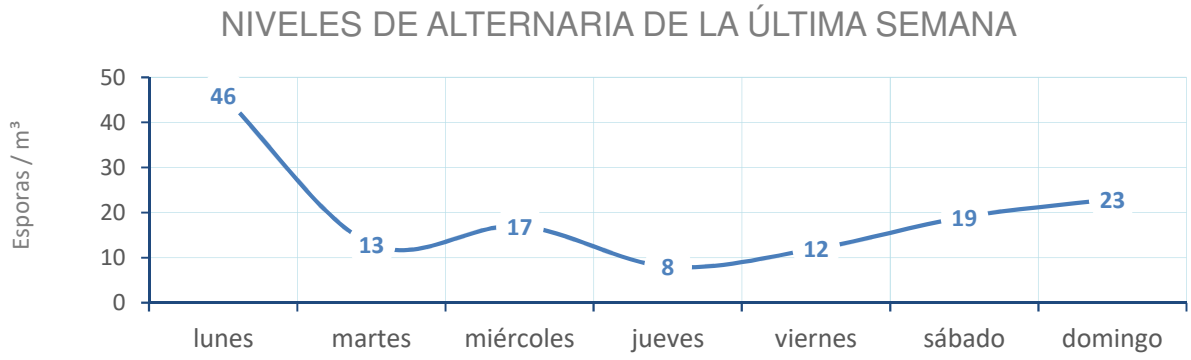

COMPARACIÓN RESPECTO AL AÑO 2018

AÑO	SEMANA	PUNTO DE MUESTREO	COLABORA	AÑOS
2019	41	ALICANTE	LETI	2018 2019

TIPOS	EVOLUCIÓN SEMANAL	DATOS AGRUPADOS

Amaranthaceae (Cenizo, salsola)

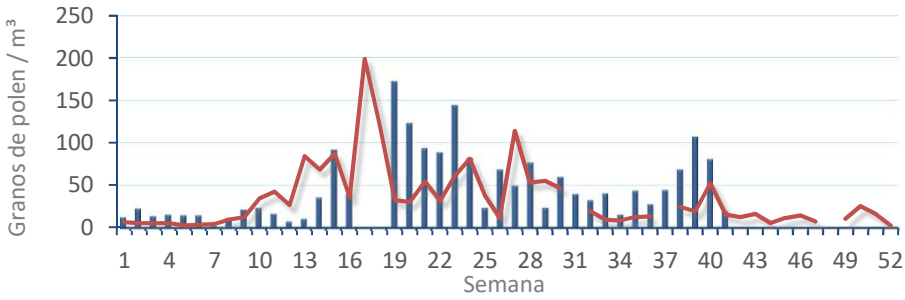

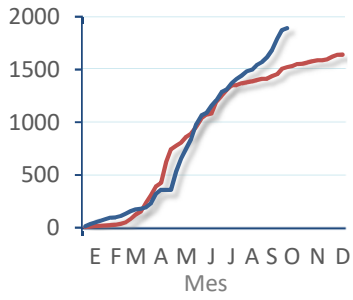

Cupres. / Taxac. (Ciprés, enebro)

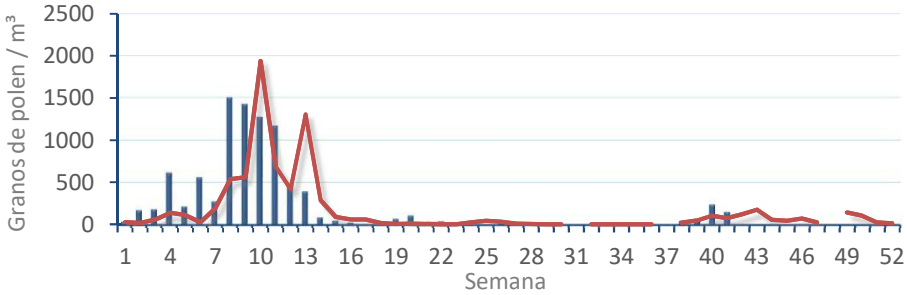

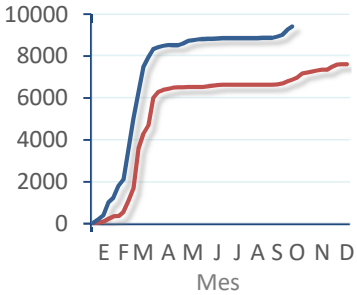

Olea europaea (Olivo)

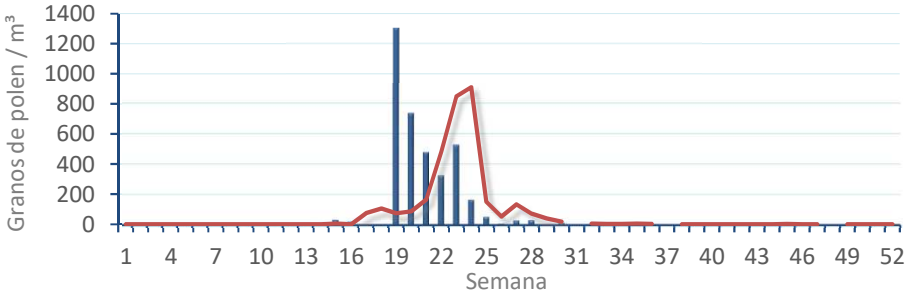

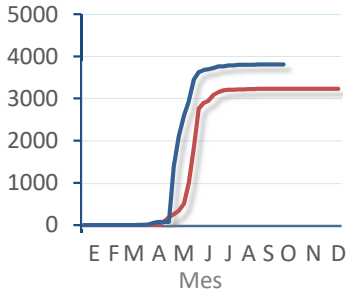

Platanus sp. (Plátano de sombra)

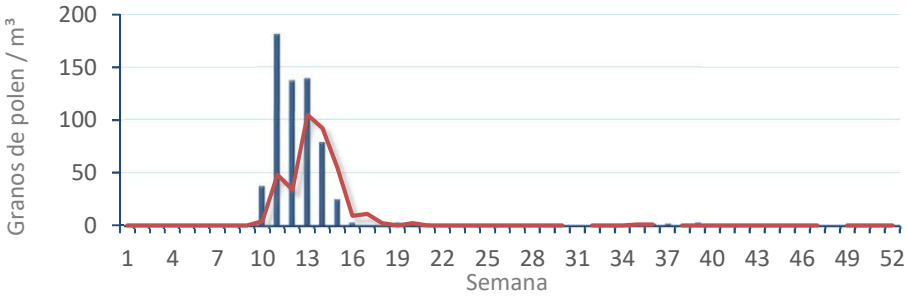

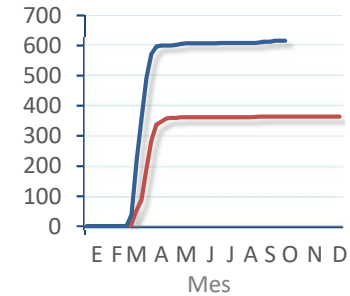

Poaceae (Gramíneas)

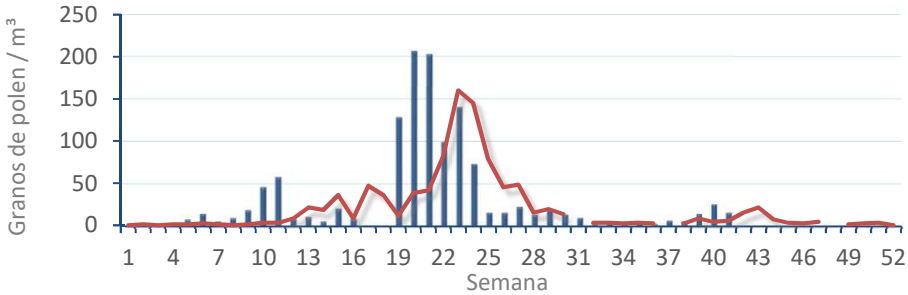

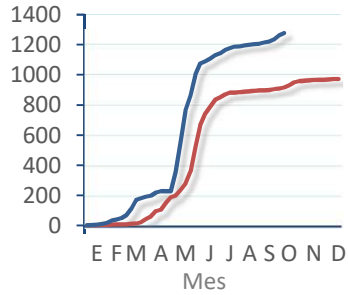

Urticaceae (Ortigas, parietarias)

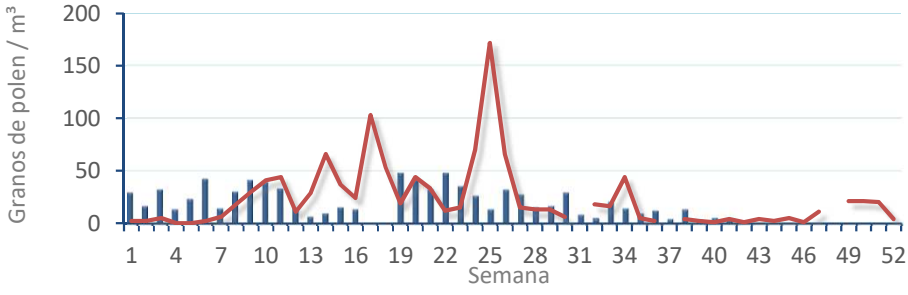

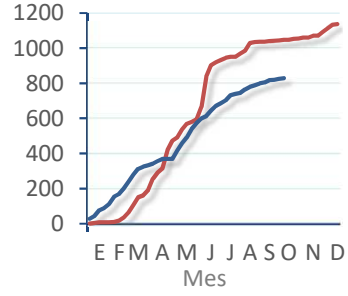

CONCENTRACIONES DE POLEN EN EL AMBIENTE

AÑO	SEMANA	PUNTO DE MUESTREO	COLABORA	TOTAL
2019	41	CASTELLÓN	LETI	253 grn/m³

ESTACIÓN: PRIMAVERA — VERANO — >>OTOÑO<< — INVIERNO

	TIPO POLÍNICO	LUNES 7-oct.	MARTES 8-oct.	MIÉRCOLES 9-oct.	JUEVES 10-oct.	VIERNES 11-oct.	SÁBADO 12-oct.	DOMINGO 13-oct.	TOTAL SEMANA
PRINCIPALES TIPOS POLÍNICOS	*Amaranthaceae* **(Cenizo, salsola)**	2	5	_	_	2	_	1	10
	Cupres./Taxac. **(Ciprés, enebro)**	38	55	45	15	8	2	11	174
	Olea **(Olivo)**	_	_	_	_	_	_	_	0
	Platanus **(Plátano de sombra)**	_	_	_	_	1	_	_	1
	Poaceae **(Gramíneas)**	_	3	8	5	5	3	2	26
	Urticaceae **(Ortiga, parietaria)**	_	1	1	_	2	_	1	5
OTROS TIPOS POLÍNICOS	*Apiaceae* **(Umbelífera)**		2			2	1		
	Artemisia **(Artemisa)**							1	
	Ceratonia **(Algarrobo)**				1				
	Compositae **(Tipo Senecio)**		1						
	Cyperaceae **(Juncia, lastán)**	3	2	1		1		1	
	Ericaceae **(Brezo)**	1	1						
	Myrtaceae **(Eucalipto, mirto)**				1	1			
	Palmae **(Palmeras)**	1		1					
	Pinaceae **(Pinos, cedros)**	1							
	Quercus **(Encina, alcornoque)**	3	3		5	1			
	OTROS	1			1				
	SUMA	**50**	**73**	**56**	**28**	**23**	**6**	**17**	

Datos en granos/m³ de aire

Umbrales de polen SEAIC: altos, medios, bajos, nulos

ESPORAS									
	Alternaria	42	57	44	28	19	30	23	

Datos en esporas/m³ de aire

Responsable análisis: Javier Suárez
Situación captador: Hospital General de Castellón

METEO

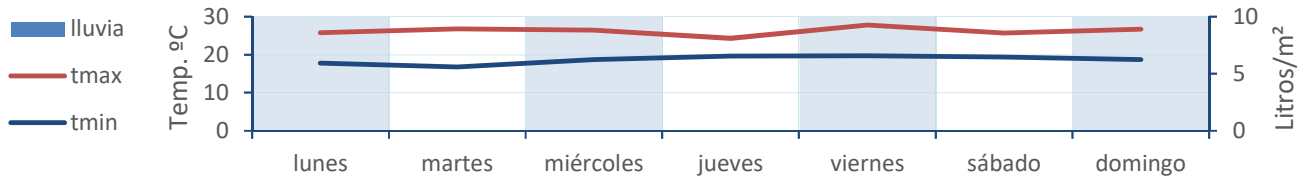

REPRESENTACIÓN GRÁFICA

AÑO	SEMANA	PUNTO DE MUESTREO	COLABORA	TOTAL
2019	41	CASTELLÓN	LETI	253 grn/m³

POLEN

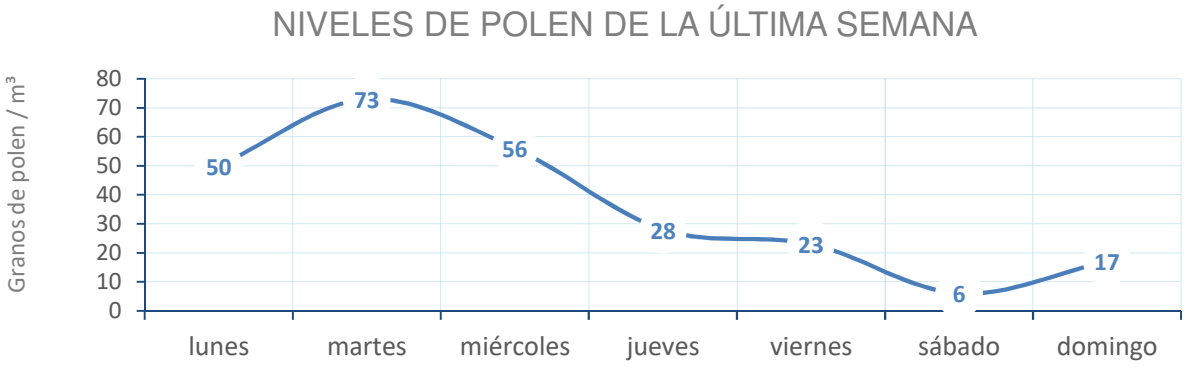

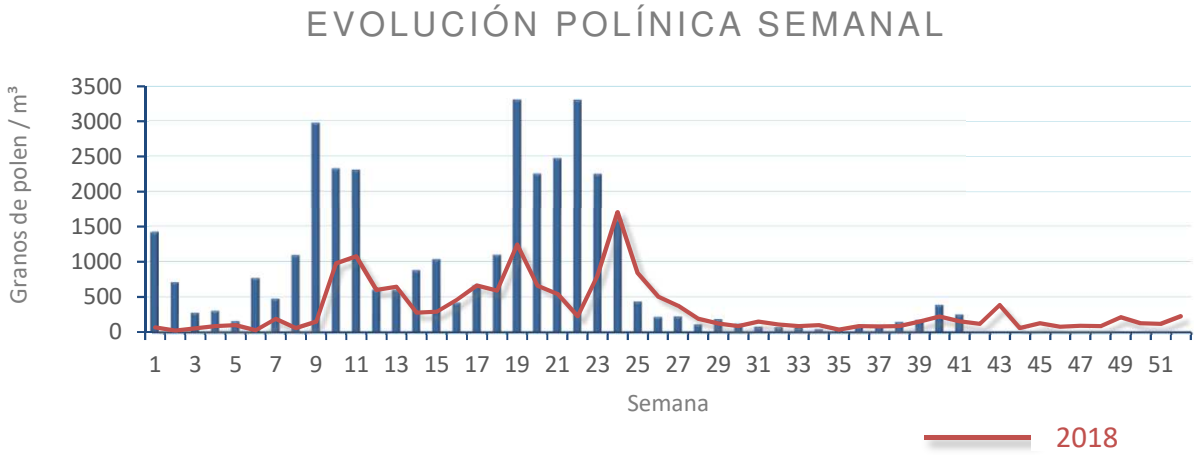

ALTERNARIA

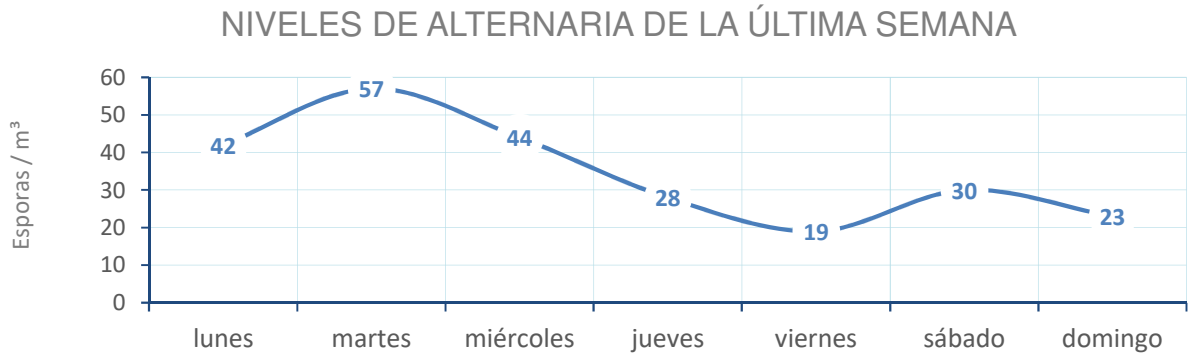

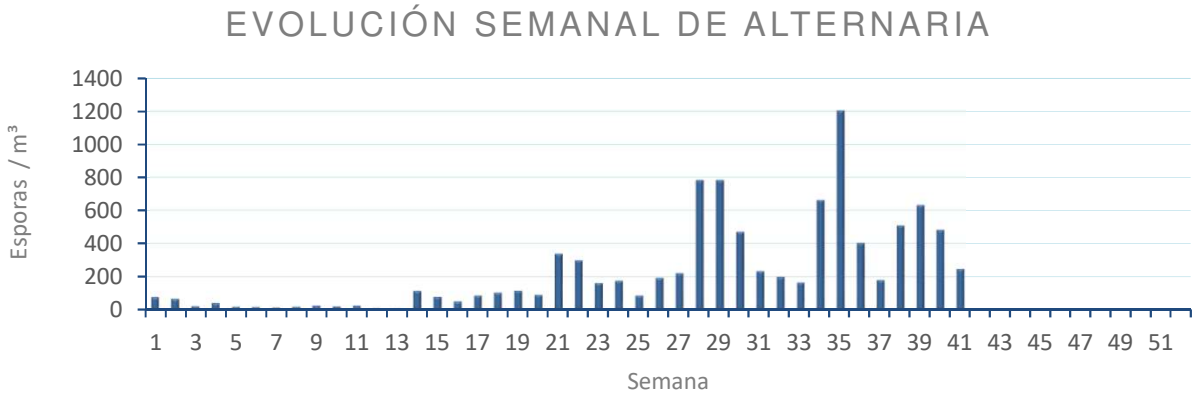

COMPARACIÓN RESPECTO AL AÑO 2018

AÑO	SEMANA	PUNTO DE MUESTREO	COLABORA	AÑOS
2019	41	CASTELLÓN	LETI	2018 2019

TIPOS	EVOLUCIÓN SEMANAL	DATOS AGRUPADOS

Amaranthaceae (Cenizo, salsola)

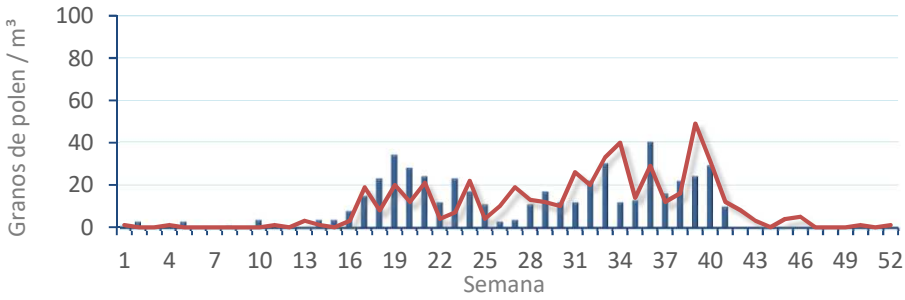

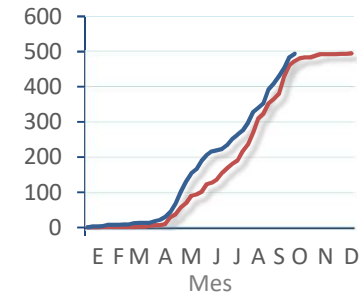

Cupres. / Taxac. (Ciprés, enebro)

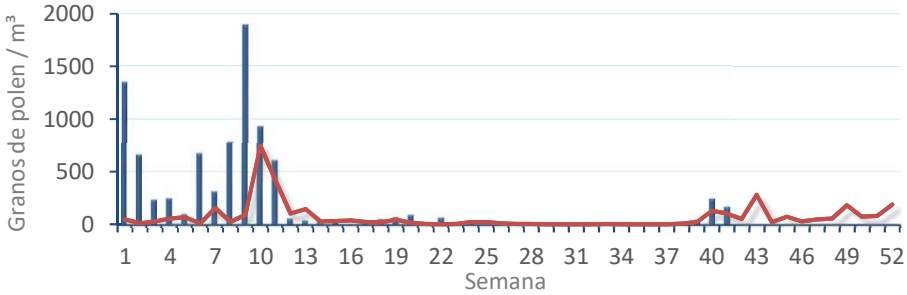

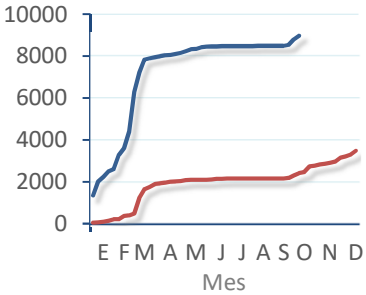

Olea europaea (Olivo)

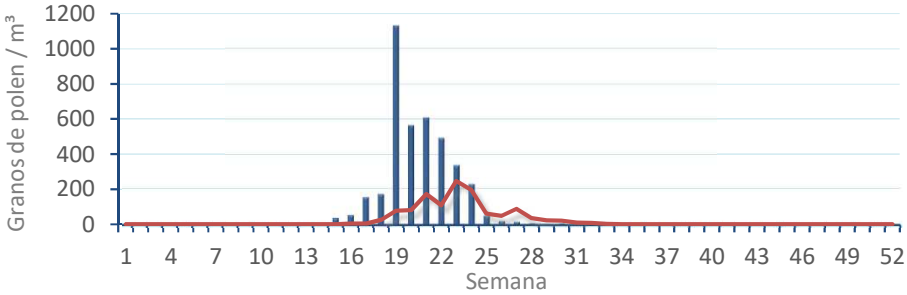

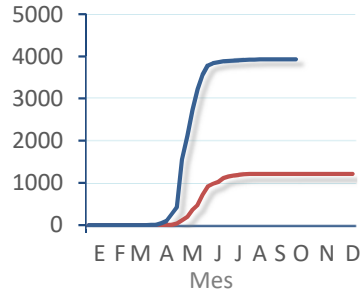

Platanus sp. (Plátano de sombra)

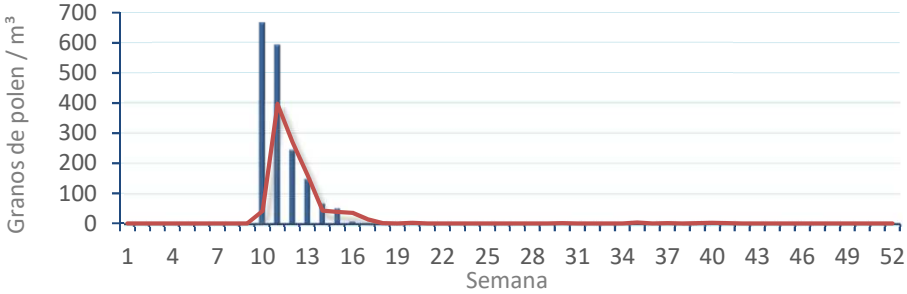

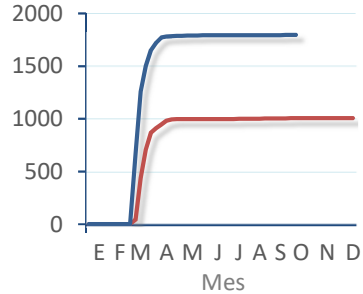

Poaceae (Gramíneas)

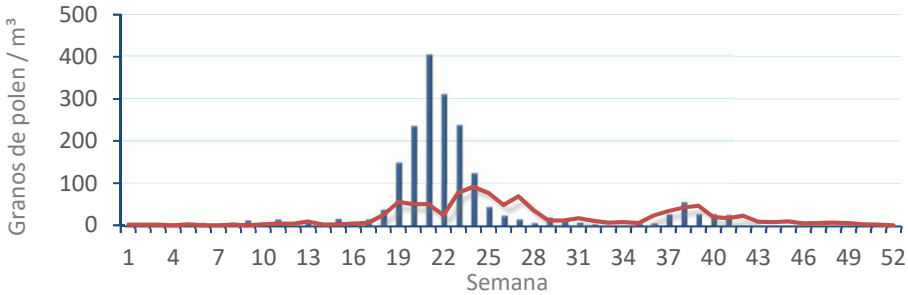

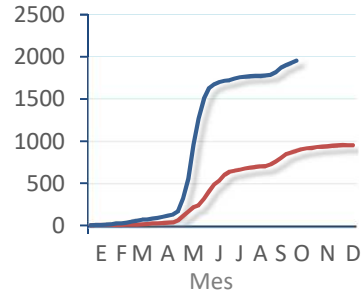

Urticaceae (Ortigas, parietarias)

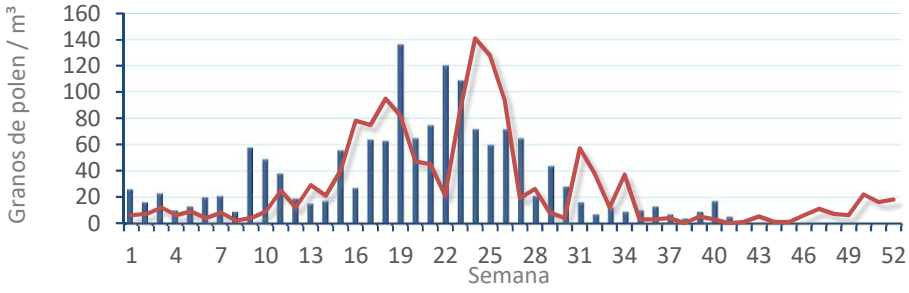

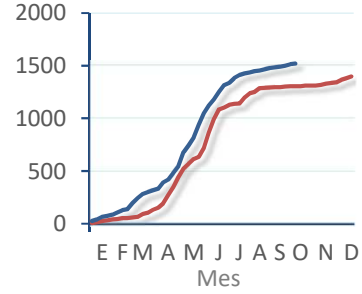

CONCENTRACIONES DE POLEN EN EL AMBIENTE

AÑO	SEMANA	PUNTO DE MUESTREO	COLABORA	TOTAL
2019	41	ELDA	LETI	433 grn/m³

ESTACIÓN: PRIMAVERA — VERANO — >>OTOÑO<< — INVIERNO

	TIPO POLÍNICO	LUNES 7-oct.	MARTES 8-oct.	MIÉRCOLES 9-oct.	JUEVES 10-oct.	VIERNES 11-oct.	SÁBADO 12-oct.	DOMINGO 13-oct.	TOTAL SEMANA
PRINCIPALES TIPOS POLÍNICOS	*Amaranthaceae* **(Cenizo, salsola)**	11	8	12	7	9	5	13	**65**
	Cupres./Taxac. **(Ciprés, enebro)**	101	13	21	31	17	76	28	**287**
	Olea **(Olivo)**	–	–	1	–	–	–	–	**1**
	Platanus **(Plátano de sombra)**	–	–	–	–	–	–	–	**0**
	Poaceae **(Gramíneas)**	6	6	4	2	2	1	10	**31**
	Urticaceae **(Ortiga, parietaria)**	1	–	2	–	–	–	–	**3**
OTROS TIPOS POLÍNICOS	*Artemisia* **(Artemisa)**	1	1	2		1	3	1	
	Brassicaceae **(Crucífera)**	1				1	2		
	Casuarina **(Pino de Australia)**	2						1	
	Cyperaceae **(Juncia, lastán)**	1	1	2	2			2	
	Ericaceae **(Brezo)**	1				1	2		
	Palmae **(Palmeras)**						2	2	
	Pinaceae **(Pinos, cedros)**						1		
	Plantago **(Llantén)**					1		1	
	Quercus **(Encina, alcornoque)**						1	1	
	Rosaceae **(Rosacea)**					1	1		
	OTROS		1	1	1	1		3	
	SUMA	**125**	**30**	**45**	**43**	**34**	**94**	**62**	

Umbrales de polen SEAIC: altos, medios, bajos, nulos

Datos en granos/m³ de aire

ESPORAS								
	Alternaria	86	70	59	33	24	47	51

Datos en esporas/m³ de aire

Análisis: Javier Suárez

Situación captador: Hospital General de Elda

METEO

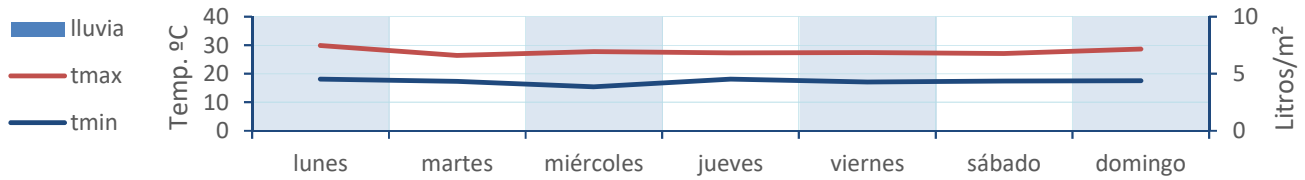

REPRESENTACIÓN GRÁFICA

AÑO	SEMANA	PUNTO DE MUESTREO	COLABORA	TOTAL
2019	41	ELDA	LETI	433 grn/m³

POLEN

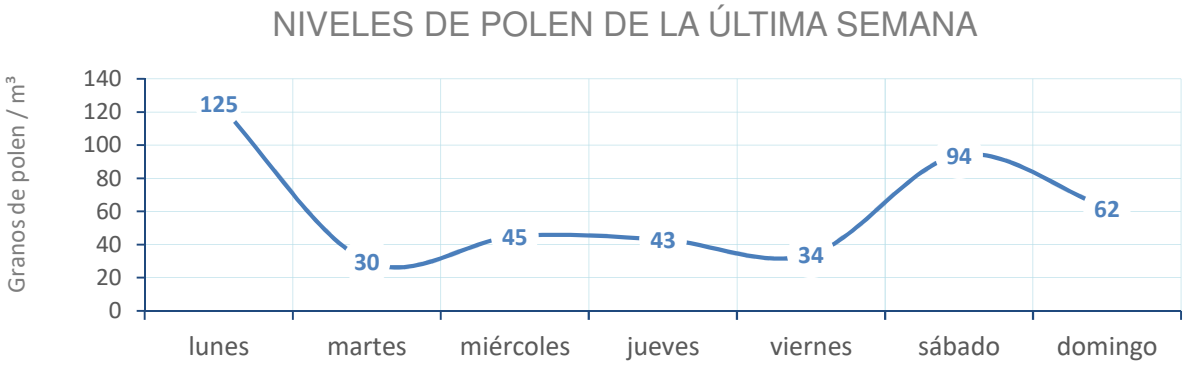

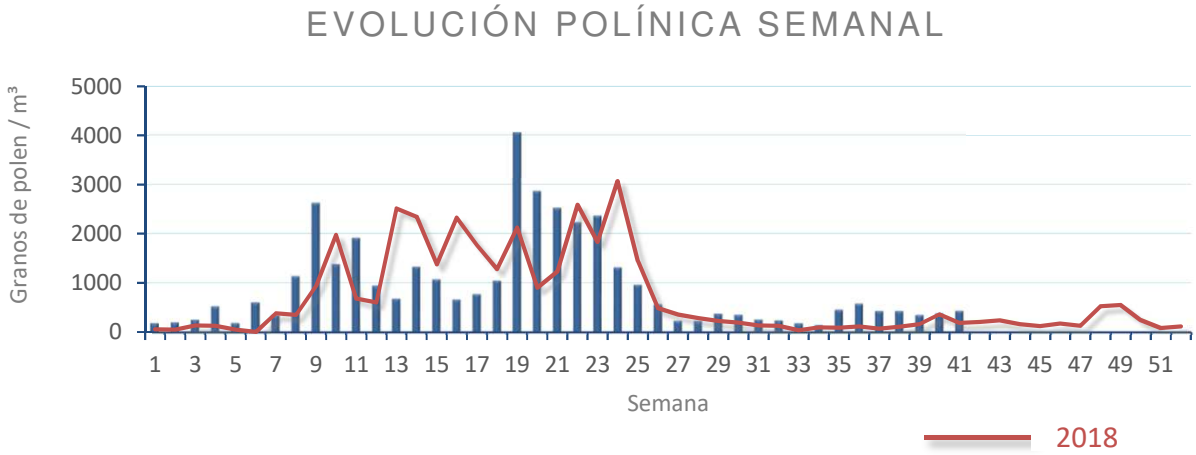

ALTERNARIA

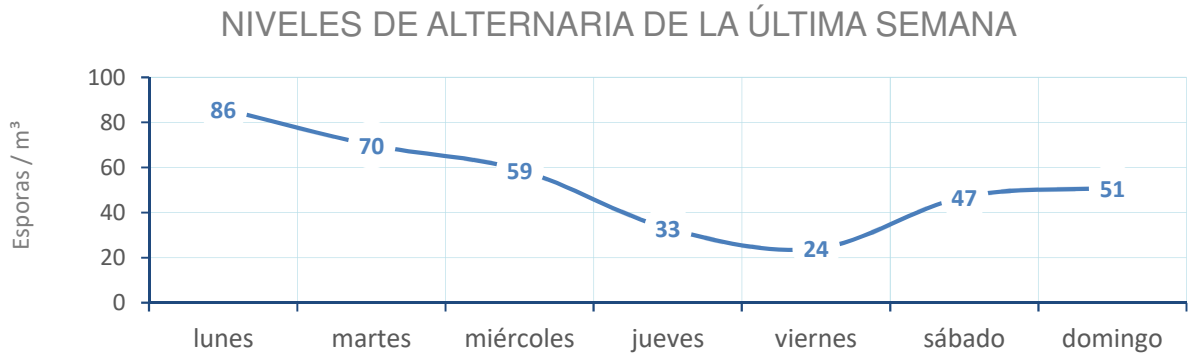

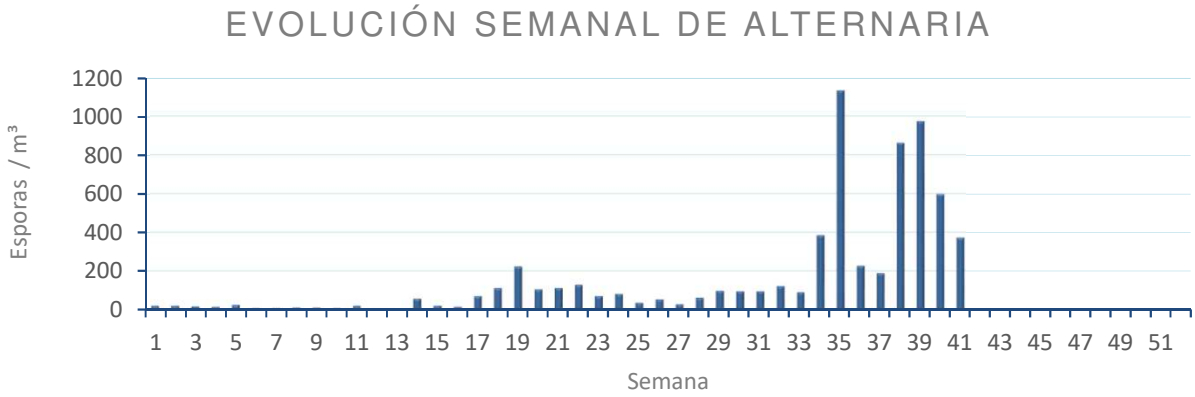

COMPARACIÓN RESPECTO AL AÑO 2018

AÑO	SEMANA	PUNTO DE MUESTREO	COLABORA	AÑOS
2019	41	ELDA	LETI	2018 2019

TIPOS	EVOLUCIÓN SEMANAL	DATOS AGRUPADOS

Amaranthaceae (Cenizo, salsola)

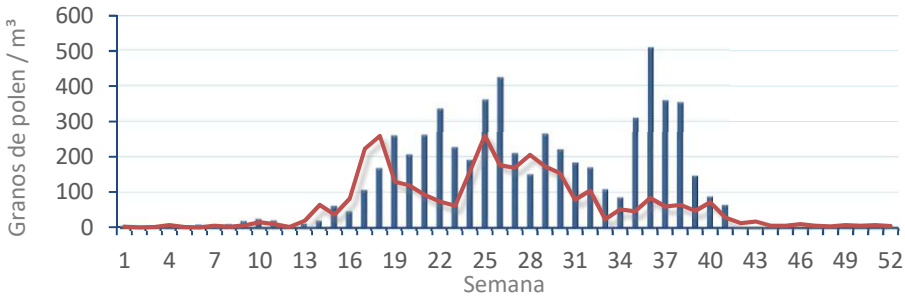

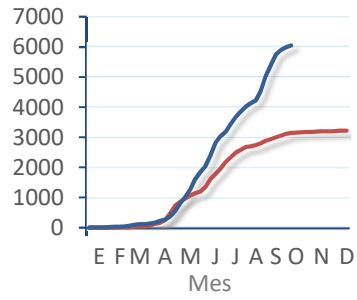

Cupres. / Taxac. (Ciprés, enebro)

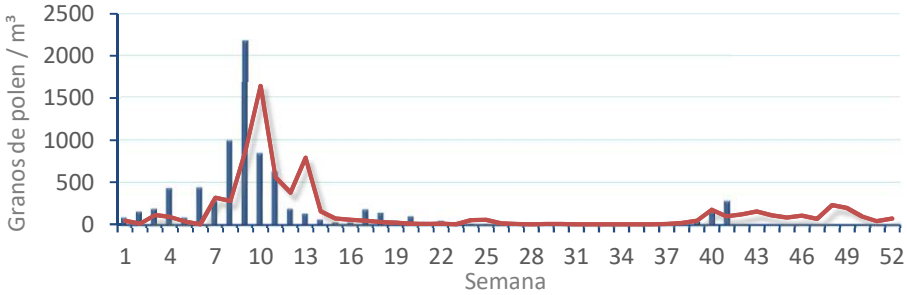

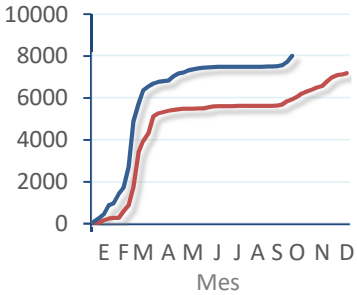

Olea europaea (Olivo)

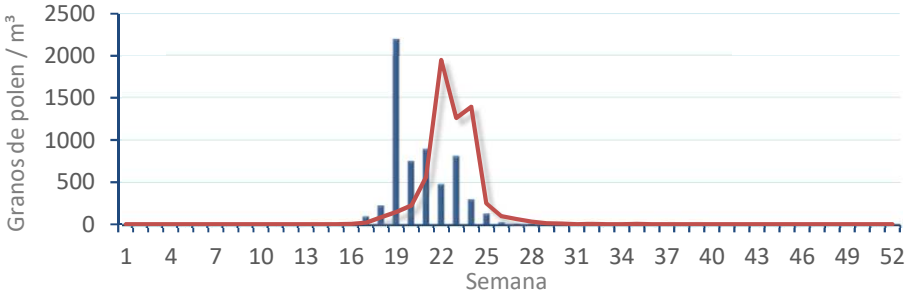

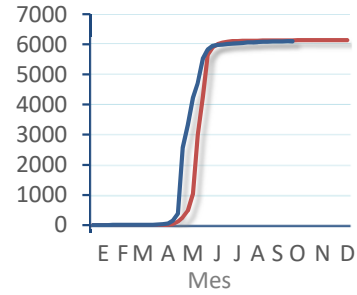

Platanus sp. (Plátano de sombra)

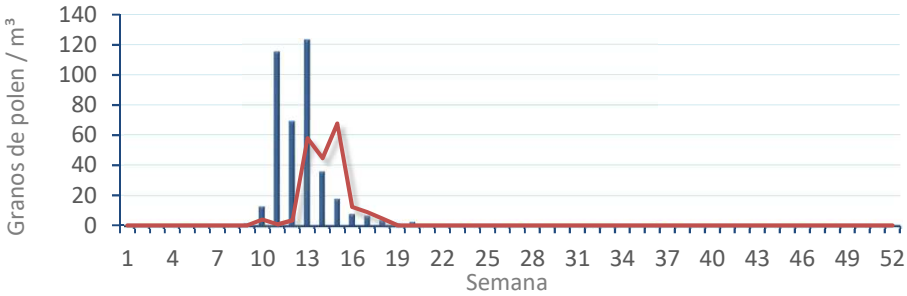

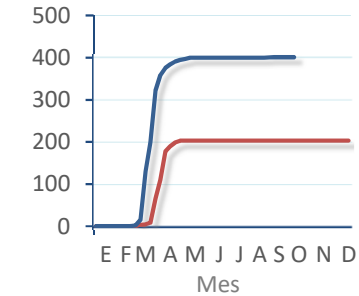

Poaceae (Gramíneas)

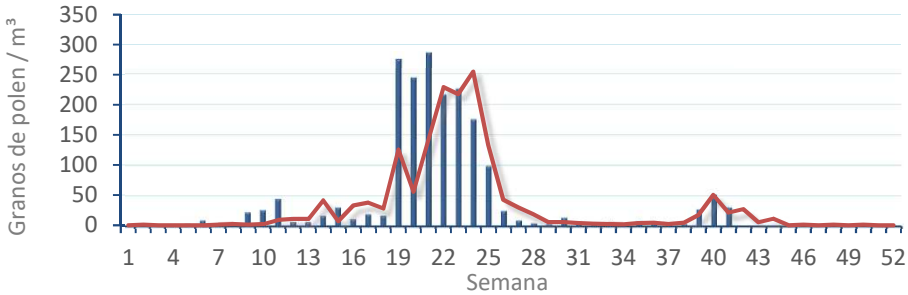

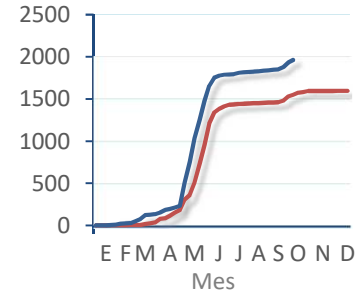

Urticaceae (Ortigas, parietarias)

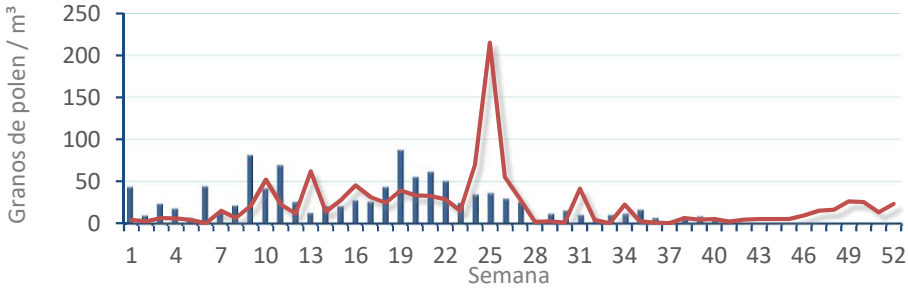

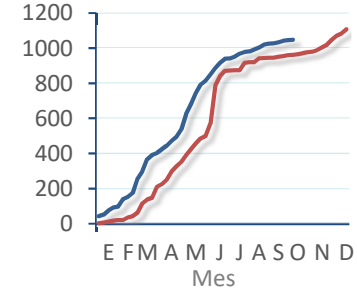

CONCENTRACIONES DE POLEN EN EL AMBIENTE

AÑO	SEMANA	PUNTO DE MUESTREO	COLABORA	TOTAL
2019	41	PEGO	LETI	457 grn/m³

ESTACIÓN: PRIMAVERA | VERANO | >>OTOÑO<< | INVIERNO

	TIPO POLÍNICO	LUNES 7-oct.	MARTES 8-oct.	MIÉRCOLES 9-oct.	JUEVES 10-oct.	VIERNES 11-oct.	SÁBADO 12-oct.	DOMINGO 13-oct.	TOTAL SEMANA
PRINCIPALES TIPOS POLÍNICOS	*Amaranthaceae* **(Cenizo, salsola)**	4	1	6	1	5	2	2	**21**
	Cupres./Taxac. **(Ciprés, enebro)**	73	123	59	22	13	6	7	**303**
	Olea **(Olivo)**	–	–	–	–	–	–	–	**0**
	Platanus **(Plátano de sombra)**	–	–	–	–	–	–	–	**0**
	Poaceae **(Gramíneas)**	7	4	8	6	8	6	7	**46**
	Urticaceae **(Ortiga, parietaria)**	3	3	3	1	2	1	–	**13**
OTROS TIPOS POLÍNICOS	*Apiaceae* **(Umbelífera)**	1							
	Artemisia **(Artemisa)**		1	3			3	9	
	Casuarina **(Pino de Australia)**							1	
	Ceratonia **(Algarrobo)**	2	1	1				2	
	Compositae **(Tipo Senecio)**			1					
	Cyperaceae **(Juncia, lastán)**		3	4	2				
	Ericaceae **(Brezo)**	2	7	2	3	1		2	
	Labiatae **(Labiada)**		1						
	Palmae **(Palmeras)**		1		2				
	Quercus **(Encina, alcornoque)**		2	2	1	2			
	OTROS	1	3	2	1	1	3	1	
	SUMA	**93**	**150**	**91**	**39**	**32**	**21**	**31**	

Datos en granos/m³ de aire

ESPORAS	**Alternaria**	40	59	33	15	40	15	26	

Datos en esporas/m³ de aire

Umbrales de polen SEAIC: altos, medios, bajos, nulos

Responsable análisis: Javier Suárez
Situación captador: Hospital Clínico de Valencia

METEO

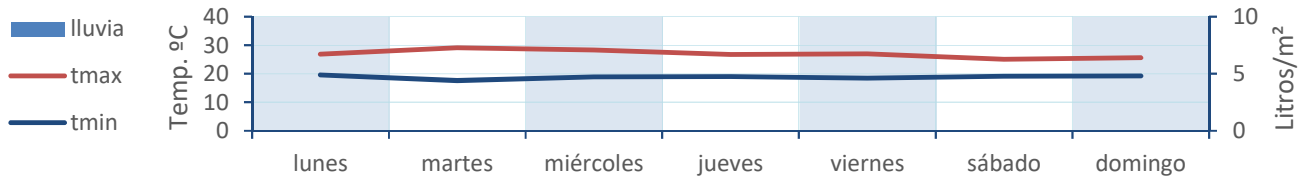

REPRESENTACIÓN GRÁFICA

AÑO	SEMANA	PUNTO DE MUESTREO	COLABORA	TOTAL
2019	41	PEGO	LETI	457 grn/m³

POLEN

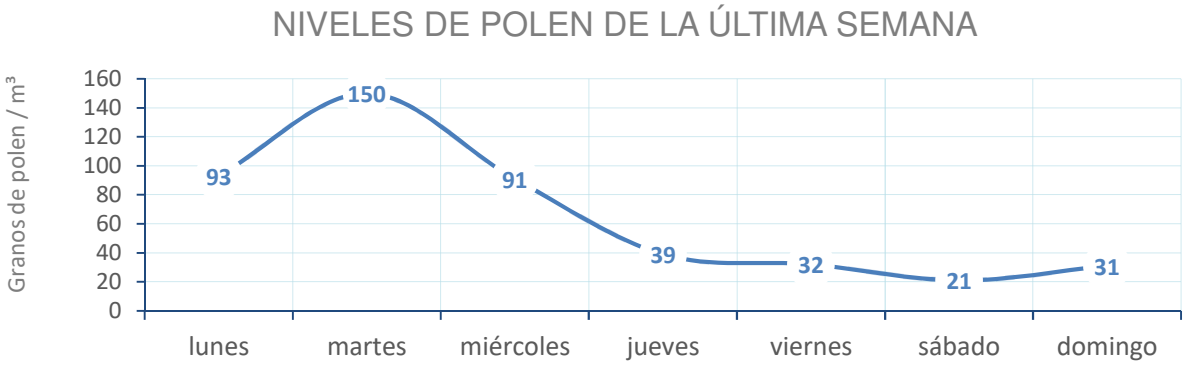

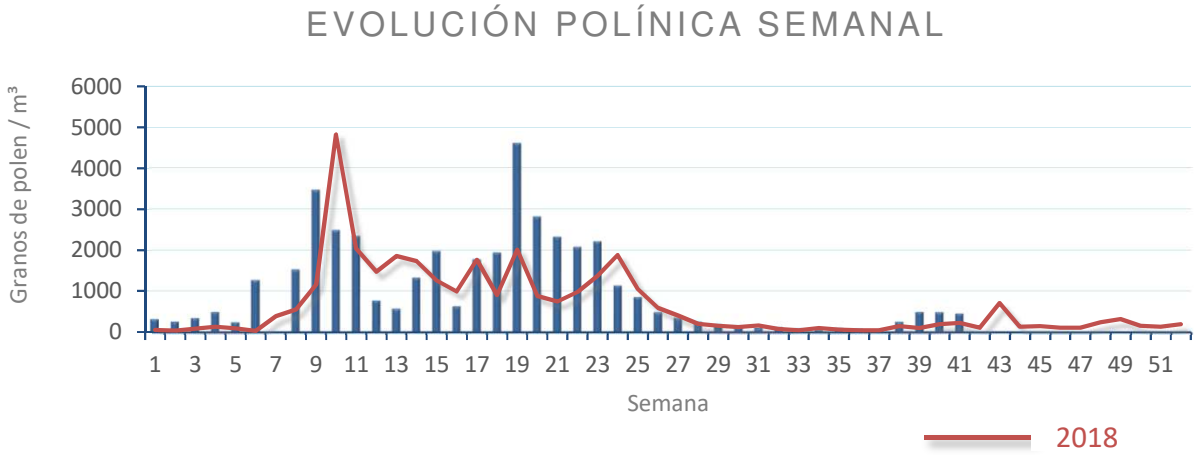

ALTERNARIA

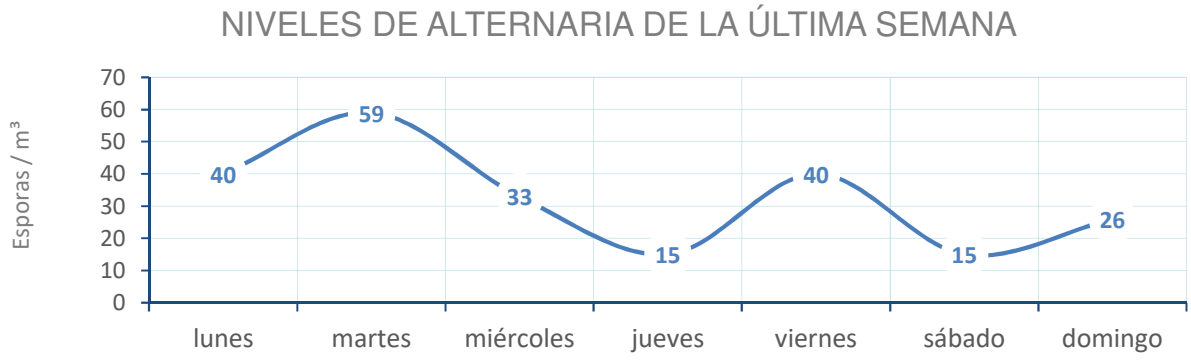

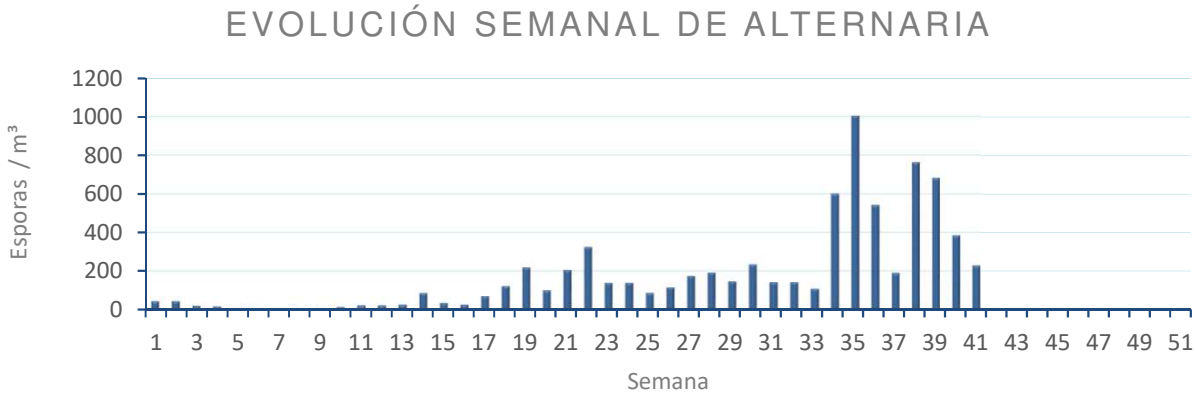

COMPARACIÓN RESPECTO AL AÑO 2018

AÑO	SEMANA	PUNTO DE MUESTREO	COLABORA	AÑOS
2019	41	PEGO	LETI	2018 2019

TIPOS	EVOLUCIÓN SEMANAL	DATOS AGRUPADOS

Amaranthaceae (Cenizo, salsola)

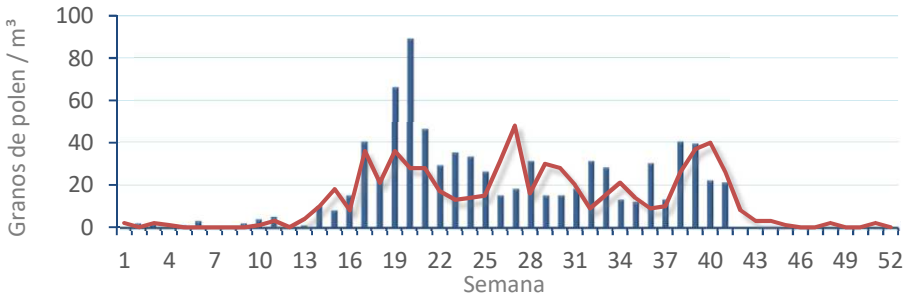

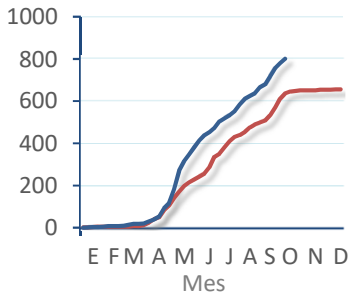

Cupres. / Taxac. (Ciprés, enebro)

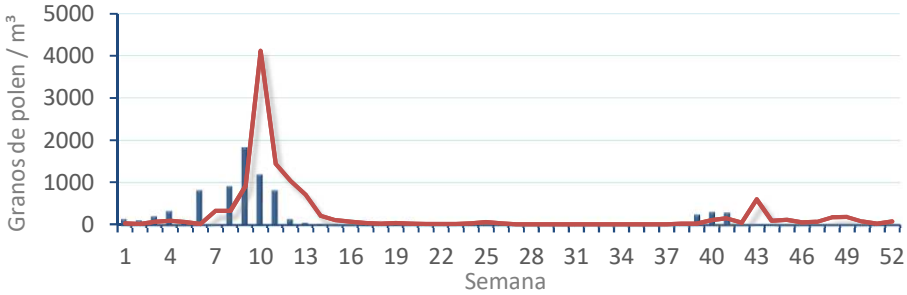

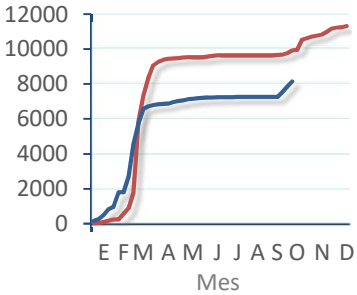

Olea europaea (Olivo)

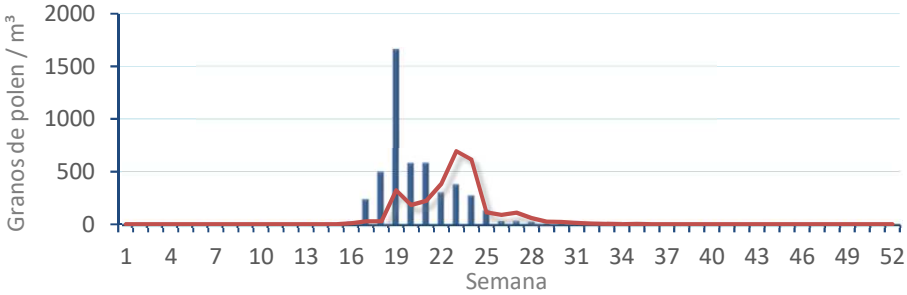

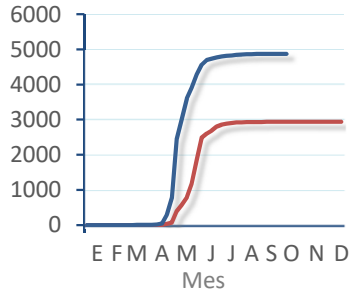

Platanus sp. (Plátano de sombra)

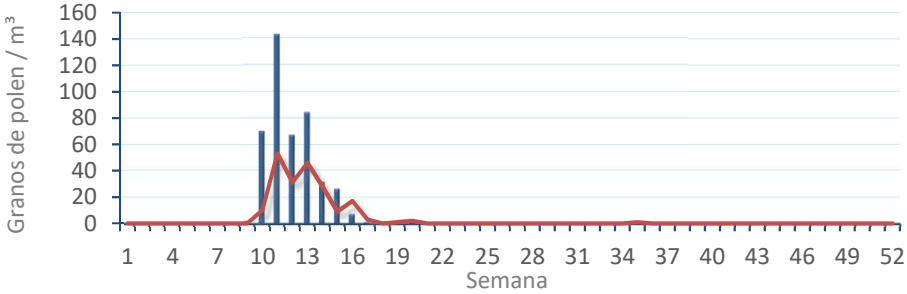

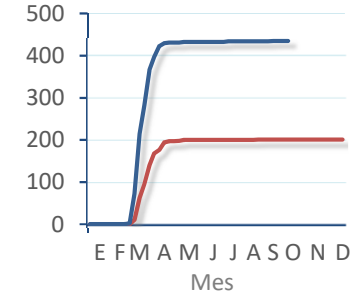

Poaceae (Gramíneas)

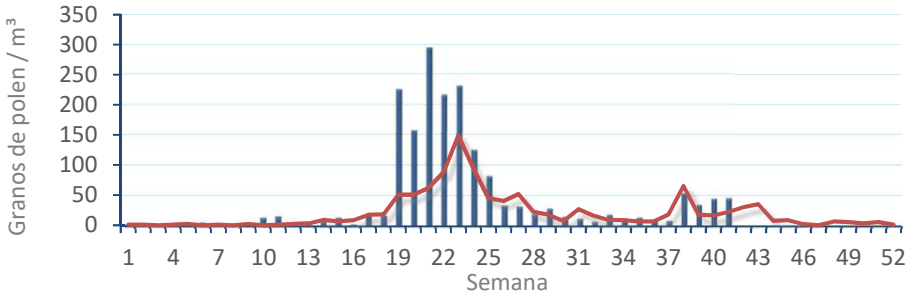

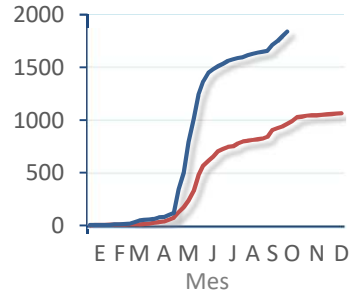

Urticaceae (Ortigas, parietarias)

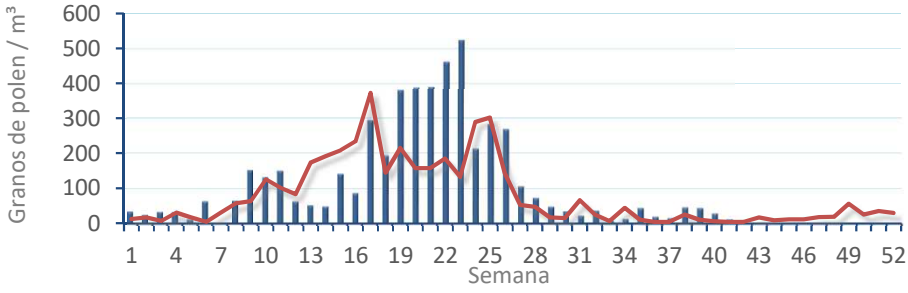

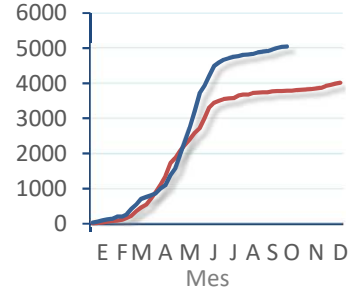

CONCENTRACIONES DE POLEN EN EL AMBIENTE

AÑO	SEMANA	PUNTO DE MUESTREO	COLABORA	TOTAL
2019	41	VALENCIA	LETI	290 grn/m³

ESTACIÓN: PRIMAVERA — VERANO — >>OTOÑO<< — INVIERNO

	TIPO POLÍNICO	LUNES 7-oct.	MARTES 8-oct.	MIÉRCOLES 9-oct.	JUEVES 10-oct.	VIERNES 11-oct.	SÁBADO 12-oct.	DOMINGO 13-oct.	TOTAL SEMANA
PRINCIPALES TIPOS POLÍNICOS	*Amaranthaceae* **(Cenizo, salsola)**	2	3	4	1	1	2	1	14
	Cupres./Taxac. **(Ciprés, enebro)**	66	57	60	9	24	1	1	218
	Olea **(Olivo)**	–	–	–	–	–	–	–	0
	Platanus **(Plátano de sombra)**	1	–	1	–	–	–	2	4
	Poaceae **(Gramíneas)**	2	2	1	3	2	–	–	10
	Urticaceae **(Ortiga, parietaria)**	1	2	1	–	1	–	–	5
OTROS TIPOS POLÍNICOS	*Artemisia* **(Artemisa)**						2	1	
	Ceratonia **(Algarrobo)**		1	2					
	Cyperaceae **(Juncia, lastán)**		1	2	1	1	2	1	
	Ericaceae **(Brezo)**	1	3	2					
	Palmae **(Palmeras)**	2		2	1	1	1	1	
	Pinaceae **(Pinos, cedros)**	1						1	
	Quercus **(Encina, alcornoque)**		3	2	1	1	1		
	OTROS				1				
	SUMA	**76**	**72**	**77**	**17**	**31**	**9**	**8**	

Umbrales de polen SEAIC: altos, medios, bajos, nulos

Datos en granos/m³ de aire

ESPORAS									
	Alternaria	21	57	33	15	15	9	2	

Datos en esporas/m³ de aire

Responsable análisis: Javier Suárez
Situación captador: Hospital Clínico de Valencia

METEO

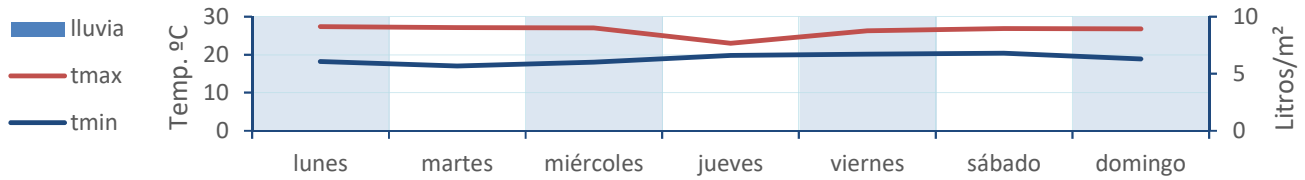

REPRESENTACIÓN GRÁFICA

AÑO	SEMANA	PUNTO DE MUESTREO	COLABORA	TOTAL
2019	41	VALENCIA	LETI	290 grn/m³

POLEN

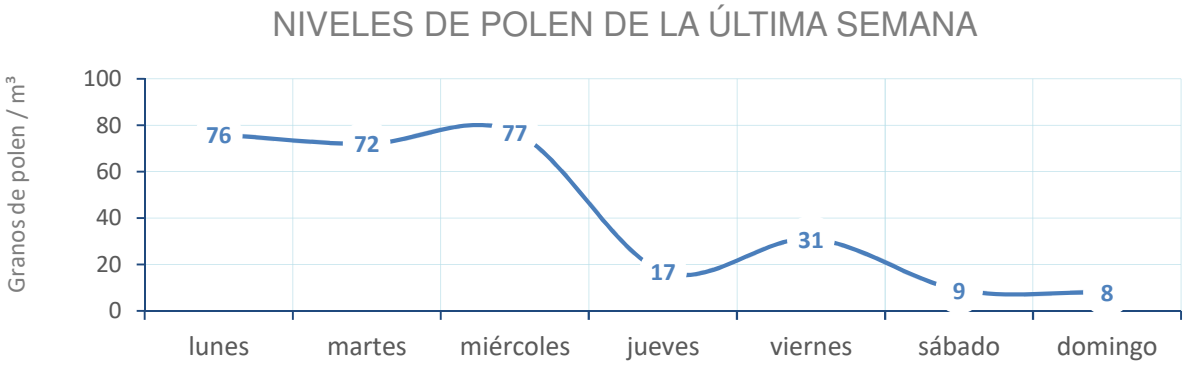

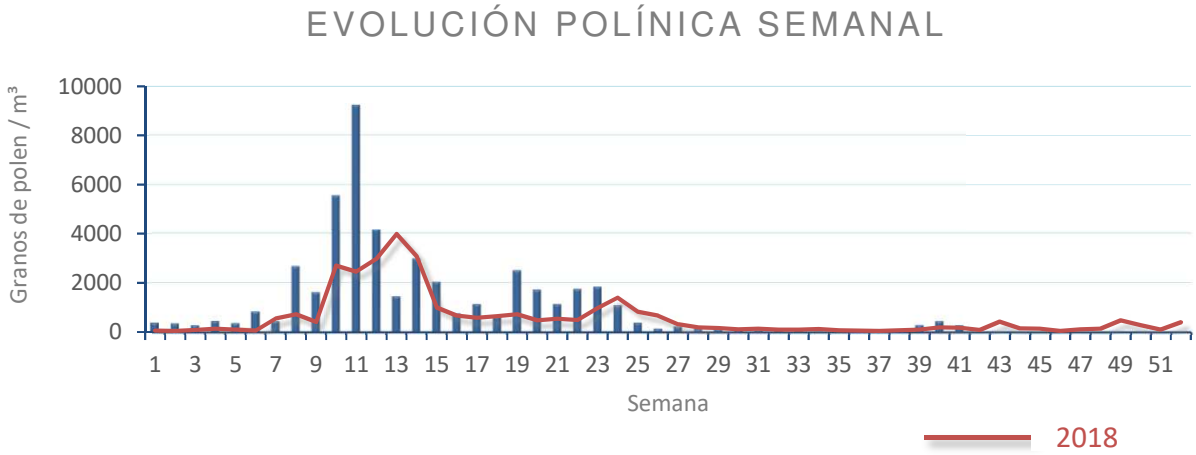

ALTERNARIA

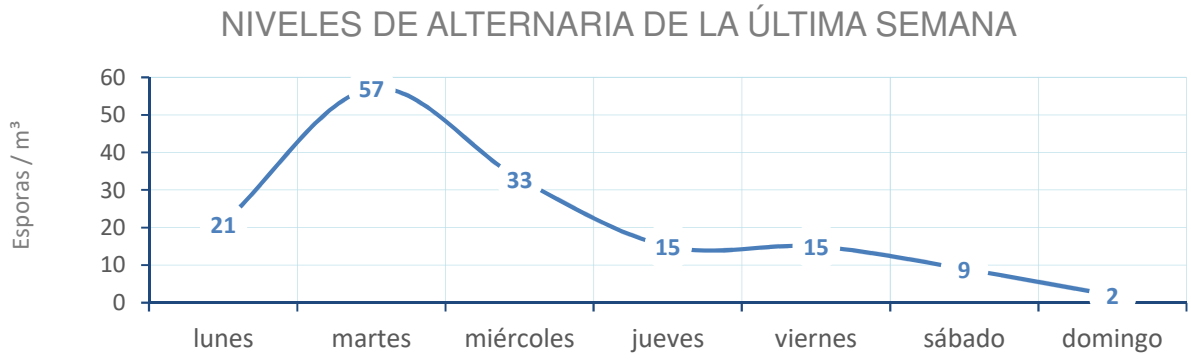

COMPARACIÓN RESPECTO AL AÑO 2018

AÑO	SEMANA	PUNTO DE MUESTREO	COLABORA	AÑOS
2019	41	VALENCIA	LETI	2018 2019

TIPOS	EVOLUCIÓN SEMANAL	DATOS AGRUPADOS

Amaranthaceae (Cenizo, salsola)

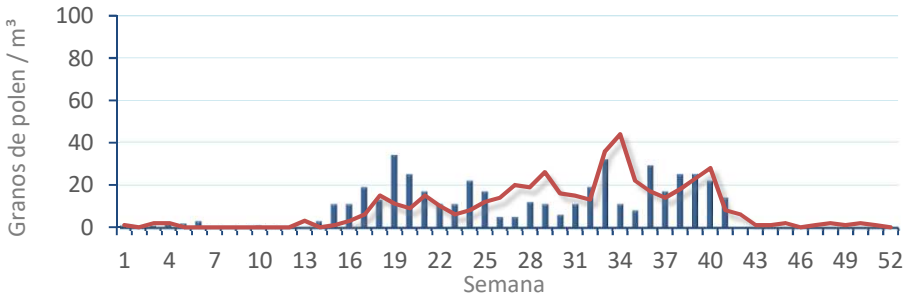

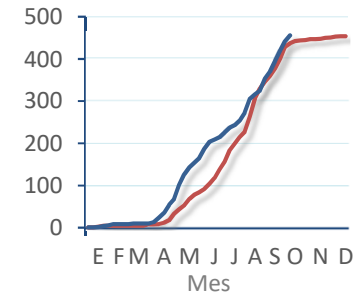

Cupres. / Taxac. (Ciprés, enebro)

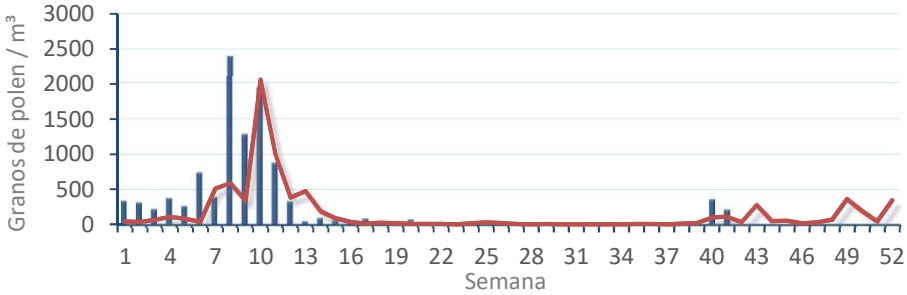

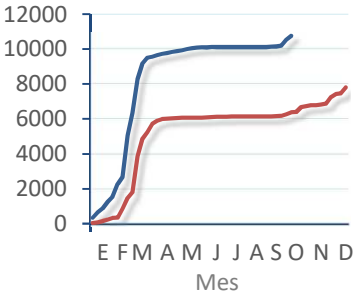

Olea europaea (Olivo)

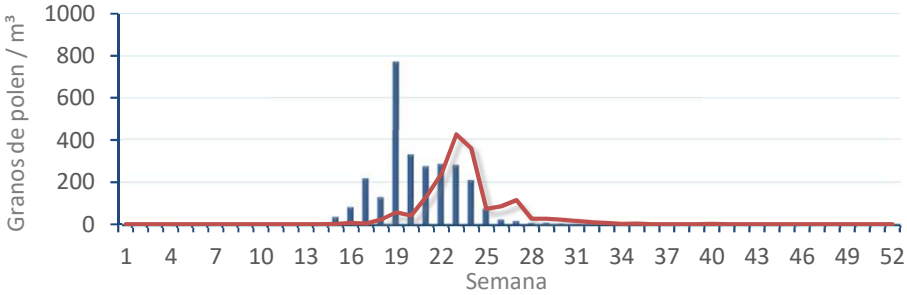

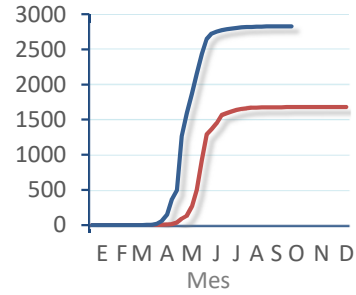

Platanus sp. (Plátano de sombra)

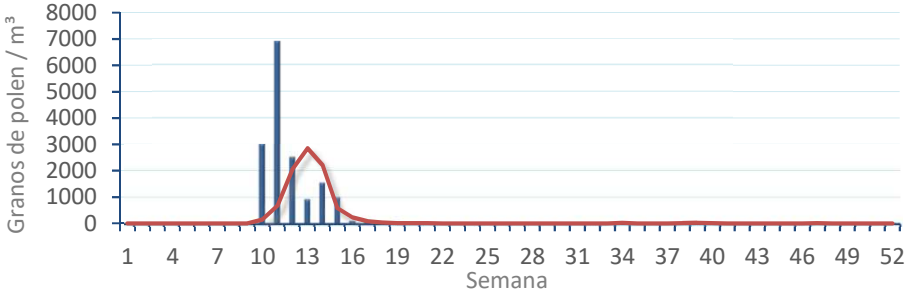

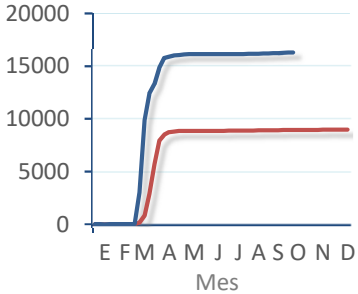

Poaceae (Gramíneas)

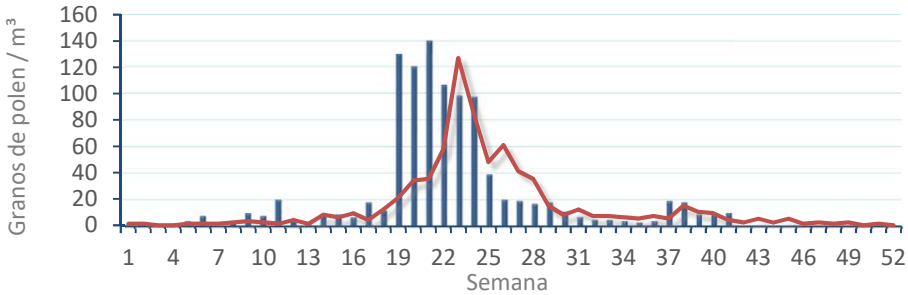

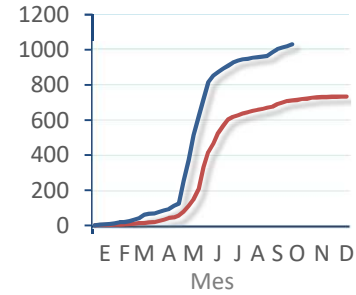
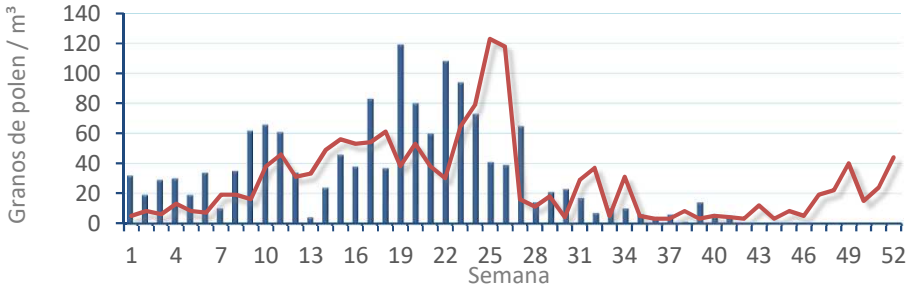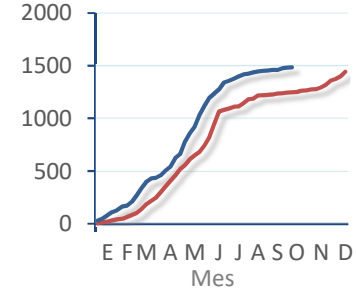
Urticaceae (Ortigas, parietarias)